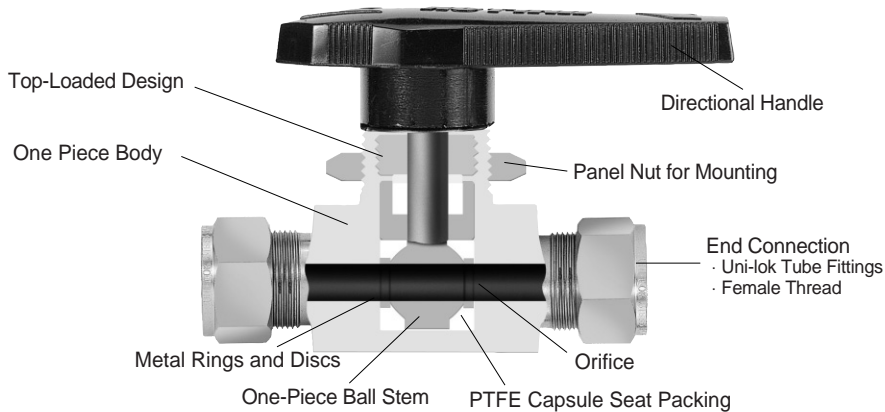


Instrumentation Ball Valves



Features

- Pressure rating up to 3000psi(206bar)
- Temperature rating from 10°C(50°F) to 65°C(150°F) with PTFE packing
- Materials : Standard 316SS and Brass
- Compact designed one body to reduce space and possible leak point
- One piece integral ball stem to eliminate backlash and to encapsulate ball seats perfectly
- Panel mounting for easy installation
- Wide choices of end connections : Uni-Lok Tube Fittings, Female NPT or PT(ISO 7/1) thread
- Bi-directional as standard and 3-way available



Testing

- Every valve is 100% factory tested. Other optional tests are available upon request.

Safe Valve Selection

- When selecting a valve, the total system design must be considered to ensure safe, trouble-free performance. Valve function, materials compatibility, adequate ratings, proper installation, operation and maintenance are the responsibility of the system designer or user.

How to Order

08 - SBV U - 08 N - SS

Tube O.D.	Ball Valve	Connection Type	Pipe Size	Thread Type	Material
	SBV : 2way SBCV : 3way	U : Uni-Lok Tube Fitting F : Female Thread		N : NPT R : PT(ISO 7/1)	SS - 316 Stainless Steel BS - Brass

Tube O.D. Designations

Tube O.D.	inch	1/4	3/8	1/2	3/4
	mm	6.35	9.52	12.70	19.05
Designation		04	06	08	12

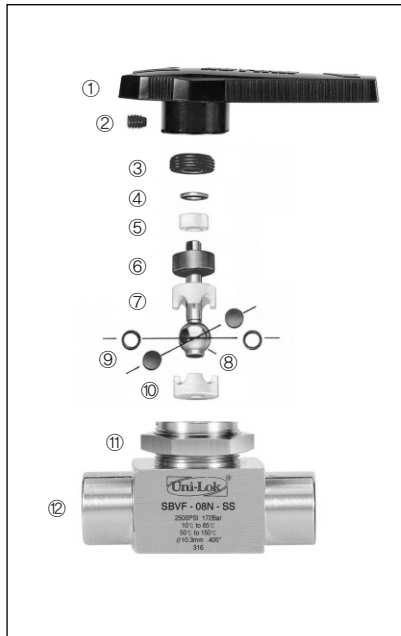
Pipe Size Designations

Nom. Size	1/4	3/8	1/2	3/4
Designation	04	06	08	12

Example ;

08-SBVU-SS : Ball Valve, 1/2" OD, 316SS
 SBCVF-04N-SS : 3way Ball Valve, 1/4" Female NPT, 316SS

SBVU, SBVF Series(2Way)



Materials of Construction

No.	Description	316SS Valves	No.	Description	316SS Valves
1	Handle	Nylon	7	Upper Packing	PTFE
2	Set Screw	Steel	8	Ball Stem	316SS
3	Packing Bolt	316SS	9	Side Disk	316SS
4	Upper Gland	316SS	10	Lower Packing	PTFE
5	Bushing Lower	PTFE	11	Panel Nut	304SS
6	Lower Gland	316SS	12	Body	316SS

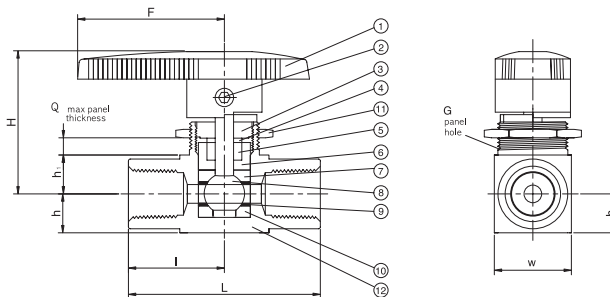


Table of Dimension

SBVU Series

Unit : mm

Part No.	Applicable Tube T		Orifice	Cv	L	I	h	h1	H	G	Q	W	F
	Nom size	O.D.											
04-SBVU	1/4	6.35	4.8	2.4	60.4	30.2	9.4	11.1	39.6	19.8	4.8	19.8	38.8
06-SBVU	3/8	9.52	4.8	1.5	64.0	32.0	9.4	11.1	39.6	19.8	4.8	19.8	38.8
08-SBVU	1/2	12.70	10.3	12.0	100.0	50.0	17.5	17.5	61.9	38.1	9.4	38.1	76.2
12-SBVU	3/4	19.05	10.3	6.4	100.0	50.0	17.5	17.5	61.9	38.1	9.4	38.1	76.2
M06-SBVU	6	6	4.8	2.4	60.4	30.2	9.4	11.1	39.6	19.8	4.8	19.8	38.8
M08-SBVU	8	8	4.8	1.5	62.0	31.0	9.4	11.1	39.6	19.8	4.8	19.8	38.8
M10-SBVU	10	10	4.8	6.0	62.0	31.0	9.4	11.1	39.6	19.8	4.8	19.8	38.8
M12-SBVU	12	12	10.3	12.0	100.0	50.0	17.5	17.5	61.9	38.1	9.4	38.1	76.2
M20-SBVU	20	20	10.3	6.4	100.0	50.0	17.5	17.5	61.9	38.1	9.4	38.1	76.2

SBVF Series

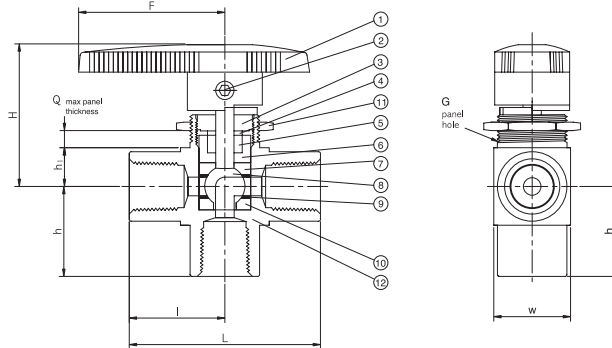
Unit : mm

Part No.	P (NPT)	Orifice	Cv	L	I	h	h1	H	G	Q	W	F
SBVF-04N	1/4	4.8	0.9	52.3	26.2	9.4	11.1	39.6	19.8	4.8	19.8	38.8
SBVF-06N	3/8	10.3	6.3	79.2	39.6	17.5	17.5	61.9	38.1	9.4	38.1	76.2
SBVF-08N	1/2	10.3	6.3	79.2	39.6	17.5	17.5	61.9	38.1	9.4	38.1	76.2

Male ISO Tapered Threads are available for all SBVF Series. Add "R" as a suffix instead of "N"

Note : Dimensions are reference only, subject to change without prior notice.

SBCVU, SBCVF Series(3Way)



Materials of Construction

No.	Description	316SS Valves	No.	Description	316SS Valves
1	Handle	Nylon	7	Upper Packing	PTFE
2	Set Screw	Steel	8	Ball Stem	316SS
3	Packing Bolt	316SS	9	Side Disk	316SS
4	Upper Gland	316SS	10	Lower Packing	PTFE
5	Bushing	PTFE	11	Panel Nut	304SS
6	Lower Gland	316SS	12	Body	316SS

Table of Dimension

SBCVU Series

Unit : mm

Part No.	Applicable Tube		Orifice	Cv	L	I	h	h1	H	G	Q	W	F
	Nom size	O.D.											
04-SBCVU	1/4	6.35	4.8	0.9	60.4	30.2	29.7	11.1	39.6	19.8	4.8	19.8	38.8
06-SBCVU	3/8	9.52	4.8	0.8	60.4	30.2	29.7	11.1	39.6	19.8	4.8	19.8	38.8
08-SBCVU	1/2	12.7	10.3	4.6	100.0	50.0	50.0	17.5	61.9	38.1	9.4	38.1	76.2
M06-SBCVU	6	6	4.8	0.9	60.4	30.2	29.7	11.1	39.6	19.8	4.8	19.8	38.8
M08-SBCVU	8	8	4.8	0.8	62.5	31.2	30.5	11.1	39.6	19.8	4.8	19.8	38.8
M10-SBCVU	10	10	4.8	0.8	76.6	32.3	32.3	11.1	39.6	19.8	4.8	19.8	38.8
M12-SBCVU	12	12	10.3	4.6	88.4	44.2	44.2	17.5	61.7	38.1	9.7	38.1	76.2

SBCVF Series

Unit : mm

Part No.	P (NPT)	Orifice	Cv	L	I	h	h1	H	G	Q	W	F
SBCVF-04N	1/4	4.8	0.9	52.3	26.2	26.2	11.1	39.6	19.8	4.8	19.8	38.8
SBCVF-06N	3/8	10.3	3.5	79.2	39.6	39.6	17.5	61.9	38.1	9.4	38.1	76.2
SBCVF-08N	1/2	10.3	3.5	79.2	39.6	39.6	17.5	61.9	38.1	9.4	38.1	76.2

Male ISO Tapered Threads are available for all SBCVF Series. Add "R" as a suffix instead of "N"

Note : Dimensions are reference only, subject to change without prior notice.



유니온금속공업(주)
UNION METAL INDUSTRIAL CO.,LTD.

본사 및 공장
인천광역시 남동구 고잔동 725-13번지
남동공단 152블럭 12롯데
TEL:(032)822-6600(대) FAX:(032)821-6604
http://www.unilok.com
E-mail : unilok@unilok.com

서울직매장
서울특별시 구로구 구로동 604-1
구로기계공구상가 D-31-110호
TEL:(02)2676-6673(대) FAX:(02)2679-6673

Head Office and Factory
152 Block-12Lot, Namdong Industrial Complex,
725-13, Gojan-Dong, Namdong-Gu, Incheon, KOREA.
TEL:+82-32-822-6600 FAX:+82-32-821-6604
http://www.unilok.com
E-mail:unilok@unilok.com

Seoul Office
D-31-110, Guro Tools Center,
604-1, Guro-Dong, Guro-Gu, Seoul, KOREA.
TEL:+82-2-2676-6673 FAX:+82-2-2679-6673