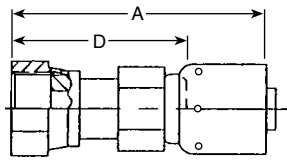


100R5 Crimp Fittings

ORS Swivel Straight

FJ3468-

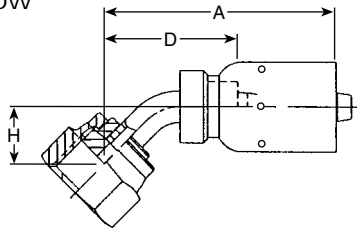
For use with Hose:
1503, FC234, FC300, FC350, FC355



Complete Fitting Part #	Hose Size	A		D	
		mm	in	mm	in
FJ3468-					
0404S	-4	56,1	2.21	28,4	1.12
0606S	-6	67,2	2.64	37,0	1.45
0808S	-8	69,7	2.74	43,4	1.70
1010S	-10	78,2	3.08	50,8	2.00
1212S	-12	85,1	3.35	53,1	2.09
1616S	-16	92,0	3.62	59,7	2.35
2020S	-20	96,6	3.80	61,8	2.43
2424S	-24	104,1	4.11	64,5	2.52

ORS Swivel 45° Elbow

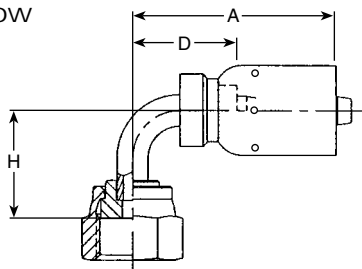
FJ3254-



Complete Fitting Part #	Hose Size	A		D		H	
		mm	in	mm	in	mm	in
FJ3254-							
0404S	-4	64,8	2.55	40,9	1.61	9,9	.39
0606S	-6	72,1	2.84	30,5	1.77	10,9	.43
0808S	-8	78,6	3.09	39,4	1.97	15,0	.59
1010S	-10	78,5	3.09	52,0	2.05	16,0	.63
1212S	-12	96,0	3.78	63,9	2.51	21,1	.83
1616S	-16	78,5	4.02	69,8	2.74	24,1	.95

ORS Swivel 90° Elbow (Short)

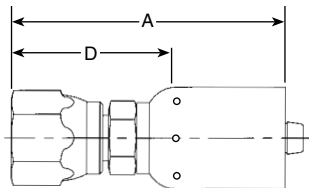
FJ3255-



Complete Fitting Part #	Hose Size	A		D		H	
		mm	in	mm	in	mm	in
FJ3255-							
0404S	-4	60,7	2.39	36,8	1.45	21,1	.83
0606S	-6	89,6	2.74	42,4	1.67	23,1	.91
0808S	-8	72,9	2.87	46,5	1.83	29,0	1.14
1010S	-10	80,0	3.15	52,6	2.07	32,0	1.26
1212S	-12	93,5	3.68	61,5	2.42	48,0	1.89
1616S	-16	110,1	3.94	67,8	2.68	58,1	2.21
2020S	-20	92,8	3.65	82,9	2.47	63,4	2.50

SAE 37° (JIC) Swivel

FJ3114-

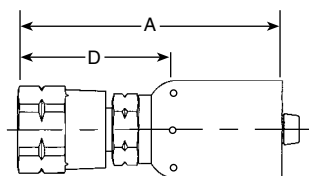


Complete Fitting Part #	Hose Size	A		D	
		mm	in	mm	in
FJ3114-					
0404S	-4	51,1	2.01	26,9	1.08
0405S	-5	48,1	1.89	28,1	1.10
0505S	-5	53,1	2.09	28,7	1.13
0606S	-6	57,4	2.28	30,0	1.18
0608S	-8	54,0	2.12	33,5	1.32
0806S	-6	61,2	2.41	33,5	1.32
0808S	-8	61,2	2.41	34,3	1.35
0810S	-10	64,5	2.64	36,8	1.45
1010S	-10	66,5	2.62	36,8	1.45
1212S	-12	70,4	2.77	38,1	1.50
1216S	-16	70,9	2.79	45,7	1.80
1616S	-16	79,0	3.11	43,4	1.71
2020S	-20	83,8	3.30	45,7	1.80
2424S	-24	87,6	3.45	52,6	2.07
3232S ¹	-32	107,9	4.25	59,2	2.33

¹FJ3114-3232S is factory crimp only.

Straight SAE 45° Swivel

FJ3094-



Complete Fitting Part #	Hose Size	A		D	
		mm	in	mm	in
FJ3094-					
0404S	-4	51,1	2.01	26,9	1.08
0405S	-5	48,0	1.89	27,9	1.10
0505S	-5	53,1	2.09	28,7	1.13
0606S	-6	55,6	2.19	27,9	1.10
0806S	-6	61,2	2.41	33,5	1.32
0808S	-8	61,2	2.41	34,3	1.35
0810S	-10	64,5	2.54	36,8	1.45
1010S	-10	66,5	2.62	36,8	1.45
1212S	-12	71,1	2.80	38,1	1.50

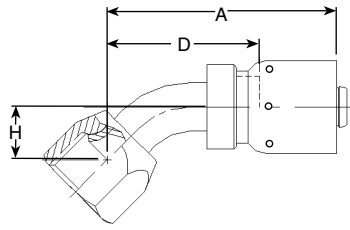
*Pictures may not represent actual configuration.
Call Eaton Technical Assistance for details.

100R5 Crimp Fittings

For use with Hose:
1503, FC234, FC300, FC350, FC355

45° Elbow

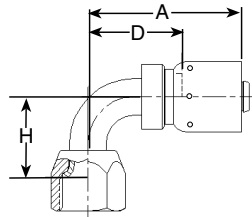
- FJ3243 - Universal Swivel
- FJ3246 - SAE 45° Swivel
- FJ3249 - SAE 37° (JIC) Swivel



Complete Fitting Part #	Hose Size	A		D		H	
		mm	in	mm	in	mm	in
FJ3243-							
0404S	-4	63,5	2.50	38,1	1.50	8,4	0.33
0505S‡	-5	66,8	2.63	41,4	1.63	9,1	0.36
0808S	-8	78,0	3.07	46,5	1.83	14,0	0.55
1010S	-10	85,9	3.38	58,4	2.30	16,0	0.63
FJ3246-							
0606S	-6	70,4	2.77	43,2	1.70	9,9	0.39
1212S	-12	95,0	3.74	62,0	2.44	19,8	0.78
FJ3249-							
0606S	-6	49,3	1.94	29,2	1.15	9,9	0.39
1212S	-12	71,6	2.82	49,3	1.94	19,6	0.77
1616S	-16	118,9	4.68	86,1	3.39	27,9	1.10

90° Elbow (Short)

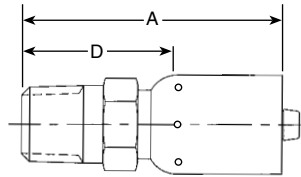
- FJ3244 - Universal Swivel
- FJ3247 - SAE 45° Swivel
- FJ3250 - SAE 37° (JIC) Swivel



Complete Fitting Part #	Hose Size	A		D		H	
		mm	in	mm	in	mm	in
FJ3244-							
0404S	-4	61,2	2.41	35,8	1.41	17,3	0.68
0405S‡	-5	41,2	1.62	21,1	0.83	17,3	0.68
0505S‡	-5	66,5	2.62	41,1	1.62	19,6	0.77
0808S	-8	72,9	2.87	45,2	1.78	27,7	1.09
0810S	-10	55,1	2.17	32,8	1.29	27,7	1.09
1010S	-10	88,9	3.50	61,2	2.41	31,2	1.23
FJ3247-							
0606S	-6	70,1	2.76	39,6	1.56	21,6	0.85
1212S	-12	92,5	3.64	59,4	2.34	46,2	1.82
FJ3250-							
0606S	-6	69,3	2.73	41,7	1.64	21,6	0.85
0608S	-8	47,0	1.85	26,7	1.05	21,6	0.85
1212S	-12	93,0	3.66	59,9	2.36	46,2	1.82
1216S	-16	74,7	2.94	49,5	1.95	46,2	1.82
1616S	-16	111,8	4.40	79,0	3.11	54,4	2.14

Male Pipe

- FJ3152-



Complete Fitting Part #	Hose Size	A		D	
		mm	in	mm	in
FJ3152-					
0204S	-4	43,2	1.70	19,0	.75
0405S‡	-5	47,8	1.88	23,6	.93
0406S	-6	51,8	2.04	24,4	.96
0606S	-6	51,6	2.03	24,1	.95
0608S	-8	51,8	2.04	24,9	.98
0808S	-8	58,2	2.29	31,2	1.23
0810S	-10	61,2	2.41	33,8	1.33
1210S	-10	62,7	2.47	35,1	1.38
1212S	-12	64,0	2.52	31,8	1.25
1216S	-16	68,3	2.69	35,6	1.40
1616S	-16	73,2	2.88	40,4	1.59
2020S	-20	77,7	3.06	42,7	1.68
2424S‡	-24	85,6	3.37	50,5	1.99
3232S	-32	104,3	4.11	55,6	2.19

*Pictures may not represent actual configuration.
Call Eaton Technical Assistance for details.

‡Consult Eaton for most current crimp information.

Reusable Fittings

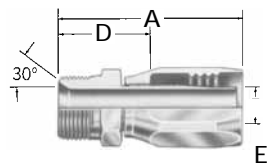
For use with Hose:

302A, 303, 1503, 2580, 2651,
FC234, FC300, FC321, FC350,
FC355,

100R5 Style

Male Pipe

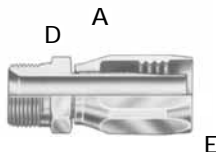
412-
44-412-



Dash Size	Thread	Hose Size	A		D		EØ	
			mm	in	mm	in	mm	in
412-								
†2-4S*	1/8-27	-04	42,7	1.68	23,4	.92	4,3	.17
†4-4S*	1/4-18	-04	47,2	1.86	28,2	1.11	4,3	.17
†2-5S*	1/8-27	-05	45,2	1.78	25,4	1.00	5,8	.23
†4-5S*	1/4-18	-05	49,8	1.96	30,0	1.18	5,8	.23
†4-6S*	1/4-18	-06	54,1	2.13	31,2	1.23	7,6	.30
†6-6S*	3/8-18	-06	54,1	2.13	31,2	1.23	6,1	.24
†6-8S*	3/8-18	-08	63,0	2.48	33,8	1.33	9,9	.39
8-8S*	1/2-14	-08	69,3	2.73	40,1	1.58	9,1	.36
†8-10S*	1/2-14	-10	73,2	2.88	40,4	1.59	12,2	.48
12-10S*	3/4-14	-10	74,7	2.94	41,9	1.65	12,2	.48
†12-12S*	3/4-14	-12	82,3	3.24	42,4	1.67	15,5	.61
†12-16S	3/4-14	-16	71,1	2.80	38,9	1.53	20,8	.82
†16-16S	1-11 1/2	-16	75,9	2.99	43,7	1.72	20,8	.82
16-20S	1-11 1/2	-20	81,3	3.20	46,7	1.72	24,1	.95
†20-20S	1 1/4-11 1/2	-20	82,0	3.23	47,5	1.87	26,7	1.05
20-24S	1 1/4-11 1/2	-24	90,9	3.58	53,8	2.12	32,5	1.28
†24-24S	1 1/2-11 1/2	-24	88,4	3.48	51,6	2.03	32,5	1.28
†32-32S	2-11 1/2	-32	102,9	4.05	55,9	2.20	44,5	1.75
44-412-								
40-40	2 1/2-8	-40	127,8	5.03	79,5	3.13	53,8	2.12
48-48	3-8	-48	129,3	5.09	81,0	3.19	68,3	2.69

Male Pipe

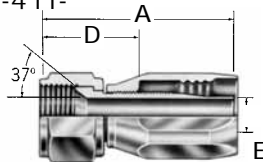
4412-



4412-	Thread	Hose Size	mm in		mm in		mm in	
2-4S	1/8-27	-04	42,7	1.68	23,6	.93	3,3	.13
4-4S	1/4-18	-04	47,5	1.87	28,4	1.12	3,3	.13
4-5S	1/4-18	-05	49,8	1.96	30,0	1.18	4,3	.17
4-6S†	1/4-18	-06	54,1	2.13	31,2	1.23	6,1	.24
6-6S	3/8-18	-06	54,1	2.13	31,2	1.23	5,8	.23
4-8S	1/4-18	-08	63,0	2.48	33,8	1.33	7,6	.30
6-8S	3/8-18	-08	63,0	2.48	33,8	1.33	9,1	.36
8-8S	1/2-14	-08	69,3	2.73	40,1	1.58	9,1	.36
8-10S	1/2-14	-10	73,2	2.88	40,4	1.59	11,7	.46
12-10S	3/4-14	-10	74,7	2.94	41,9	1.65	11,7	.46
8-12S	1/2-14	-12	82,3	3.24	42,7	1.68	12,4	.49
12-12S	3/4-14	-12	82,3	3.24	42,4	1.67	14,0	.55

SAE 37° (JIC) swivel

411-
44-411-



411-	Thread	Hose Size	mm in		mm in		mm in	
†4S*	7/16-20	-4	44,5	1.75	25,4	1.00	4,3	.17
†5S*	1/2-20	-5	48,3	1.90	28,4	1.12	5,8	.23
†6S*	9/16-18	-6	52,1	2.05	29,2	1.15	7,6	.30
†8S*	3/4-16	-8	64,0	2.52	35,1	1.38	9,9	.39
10S*	7/8-14	-10	71,1	2.80	38,4	1.51	12,2	.48
†12S*	1 1/16-12	-12	80,0	3.15	40,1	1.58	15,5	.61
†16S*	1 5/16-12	-16	71,6	2.82	39,4	1.55	20,8	.82
†20S*†††	1 5/8-12	-20	76,2	3.00	41,7	1.64	26,7	1.05
†24S*†††	1 7/8-12	-24	83,3	3.28	46,5	1.83	32,5	1.28
†32S*†††	2 1/2-12	-32	98,6	3.88	51,6	2.03	44,5	1.75
44-411-								
40*	3-12	-40	105,7	4.16	57,2	2.25	55,9	2.20
48*	3 1/2-12	-48	108,7	4.28	60,5	2.38	71,1	2.80

*Requires tools for assembly.

†Also supplied in brass. To order, substitute "B" for "S" in part number.

†††Available in stainless steel. To order, drop the "S" suffix and add "259-" prefix.

NOTE: For correct socket part number, see page 65

Reusable Fittings

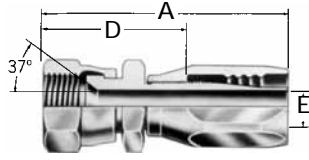
100R5 Style

For use with Hose:

302A, 303, 1503, 2580, 2651,
FC234, FC300, FC321, FC350,
FC355,

SAE 37° (JIC) swivel

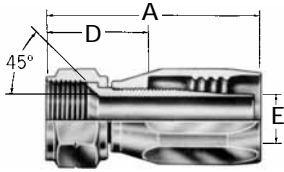
4411-



Dash Size	Thread	Hose Size	A		D		EØ	
			mm	in	mm	in	mm	in
4411-			mm	in	mm	in	mm	in
4S†††	7/16-20	-04	50,0	1.97	31,2	1.23	3,3	.13
4-5S	7/16-20	-05	52,8	2.08	33,0	1.30	4,3	.17
5S†††	1/2-20	-05	53,8	2.12	34,3	1.35	4,6	.18
6S†††	9/16-18	-06	59,2	2.33	36,3	1.43	6,1	.24
8-6S	3/4-16	-06	61,5	2.42	38,6	1.52	6,1	.24
6-8S	9/16-18	-08	68,1	2.68	38,9	1.53	7,6	.30
8S†††	3/4-16	-08	70,6	2.78	41,1	1.62	9,1	.36
10-8S	7/8-14	-08	74,9	2.95	45,7	1.80	9,1	.36
8-10S	3/4-16	-10	74,2	2.92	41,7	1.64	9,9	.39
10S†††	7/8-14	-10	78,7	3.10	46,0	1.81	11,7	.46
12-10S	1 1/16-12	-10	81,0	3.19	48,5	1.91	11,7	.46
10-12S	7/8-14	-12	86,4	3.40	46,5	1.83	14,0	.55
12S†††	1 1/16-12	-12	88,6	3.49	48,8	1.92	14,0	.55
14-12S	1 3/16-12	-12	90,6	3.56	50,5	1.99	14,0	.55
16S†††	1 5/16-12	-16	81,0	3.19	49,0	1.93	20,8	.82
20S	1 5/8-12	-20	87,1	3.43	52,6	2.07	26,7	1.05
20-24S	1 5/8-12	-24	92,7	3.65	55,6	2.19	26,9	1.06
24S	1 7/8-12	-24	93,5	3.68	56,4	2.22	32,5	1.28
32S	2 1/2-12	-32	111,5	4.39	64,8	2.55	44,5	1.75

SAE 45° swivel

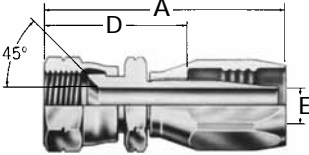
401-



Dash Size	Thread	Hose Size	A		D		EØ	
			mm	in	mm	in	mm	in
401-			mm	in	mm	in	mm	in
4S*†	7/16-20	-04	44,5	1.75	25,4	1.00	4,3	.17
5S*†	1/2-20	-05	48,3	1.90	28,4	1.12	5,8	.23
6S*†	5/8-18	-06	52,1	2.05	29,2	1.15	7,6	.30
8S*†	3/4-16	-08	64,0	2.52	35,1	1.38	9,9	.39
10S*†	7/8-14	-10	71,1	2.80	38,4	1.51	12,2	.48
12S*†	1 1/16-14	-12	76,7	3.02	36,8	1.45	15,5	.61

SAE 45° swivel

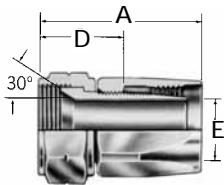
4401-



Dash Size	Thread	Hose Size	A		D		EØ	
			mm	in	mm	in	mm	in
4401-			mm	in	mm	in	mm	in
4S	7/16-20	-04	50,0	1.97	31,0	1.22	3,3	.13
5S	1/2-20	-05	53,8	2.12	34,0	1.34	4,3	.17
6S	5/8-18	-06	59,9	2.36	37,1	1.46	6,1	.24
8S	3/4-16	-08	70,6	2.78	41,1	1.62	9,1	.36
10S	7/8-14	-10	78,7	3.10	46,0	1.81	11,7	.46
12S	1 1/16-14	-12	88,6	3.49	48,8	1.92	14,0	.55

SAE PTT swivel

406-



Dash Size	Thread	Hose Size	A		D		EØ	
			mm	in	mm	in	mm	in
406-			mm	in	mm	in	mm	in
16B††††*	1 5/16-14	-16	66,0	2.60	33,8	1.33	20,8	.82
20B††††*	1 5/8-14	-20	72,6	2.86	38,1	1.50	26,7	1.05
24B*	1 7/8-14	-24	79,5	3.13	42,4	1.67	32,5	1.28

*Requires tools for assembly.

† Also supplied in brass. To order, substitute "B" for "S" in part number.

††† Available in stainless steel. To order, drop the "S" suffix and add "259-" prefix.

†††† Also supplied in steel. To order, drop "B" suffix and substitute "S" in part number.

NOTE: For correct socket part number, see page 65.

SPECIALTY & TRUCK HOSE

LOW & MEDIUM PRESSURE HOSE

HIGH PRESSURE HOSE

HOSE FITTINGS

ADAPTERS & TUBE FITTINGS

ACCESSORIES & ASSEMBLY INSTRUCTIONS

HOSE ASSEMBLY EQUIPMENT

APPENDICES

Reusable Fittings

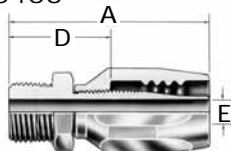
For use with Hose:

302A, 303, 1503, 2580, 2651,
FC234, FC300, FC321, FC350,
FC355,

100R5 Style

SAE Male O-Ring Boss**

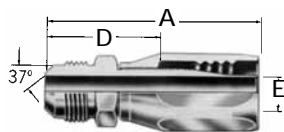
190463-



Dash Size	Thread	Hose Size	A		D		EØ	
			mm	in	mm	in	mm	in
190463-								
6S	9/16-18	-06	49,5	1.95	26,7	1.05	6,1	.24
8S	3/4-16	-08	59,7	2.35	30,5	1.20	9,1	.36
10S	7/8-14	-10	66,8	2.63	34,0	1.34	9,1	.36

SAE 37° (JIC) Male Flare

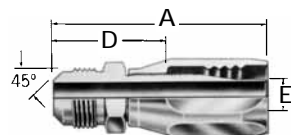
4414-



Dash Size	Thread	Hose Size	A		D		EØ	
			mm	in	mm	in	mm	in
4414-								
4S	7/16-20	-04	47,0	1.85	27,9	1.10	3,3	.13
5S	1/2-20	-05	49,5	1.95	29,7	1.17	4,3	.17
6S	9/16-18	-06	53,8	2.12	31,0	1.22	6,1	.24
8S	3/4-16	-08	65,3	2.57	36,1	1.42	9,1	.36
10S	7/8-14	-10	73,2	2.88	40,6	1.60	11,7	.46
12-10S	1 1/16-12	-10	77,5	3.05	44,7	1.76	11,7	.46
12S	1 1/16-12	-12	85,1	3.35	45,2	1.78	14,0	.55
16-12S	1 5/16-12	-12	86,4	3.40	46,5	1.83	14,0	.55
16S	1 5/16-12	-16	75,2	2.96	42,9	1.69	20,8	.82
20S	1 5/8-12	-20	81,8	3.22	47,2	1.86	26,7	1.05
24S	1 7/8-12	-24	87,4	3.44	50,5	1.99	32,5	1.28
32S	2 1/2-12	-32	107,2	4.22	60,5	2.38	44,5	1.75

SAE 45° Male Flare

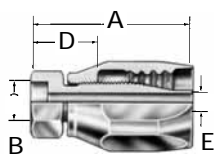
4402-



Dash Size	Thread	Hose Size	A		D		EØ	
			mm	in	mm	in	mm	in
4402-								
4S	7/16-20	-04	45,7	1.80	26,9	1.06	3,3	.13
4-5S	7/16-20	-05	48,3	1.90	28,4	1.12	4,3	.17
5S	1/2-20	-05	50,0	1.97	30,0	1.18	4,3	.17
6S	5/8-18	-06	55,6	2.19	32,5	1.28	6,1	.24
8S	3/4-16	-08	67,6	2.66	38,6	1.52	9,1	.36
10S	7/8-14	-10	76,2	3.00	43,7	1.72	11,7	.46
12-10S	1 1/16-14	-10	81,3	3.20	48,3	1.90	11,7	.46
12S	1 1/16-14	-12	88,9	3.50	48,8	1.92	14,2	.56

Lifesaver†

190000-



Dash Size	Tube	Hose Size	A		B†		D		EØ	
			mm	in	mm	in	mm	in	mm	in
190000-										
4S	1/4	-04	34,5	1.36	6,4	.25	15,7	.62	3,3	.13
5S	5/16	-05	38,9	1.53	7,9	.31	19,1	.75	4,6	.18
5-6S	5/16	-06	41,4	1.63	7,9	.31	18,5	.73	6,1	.24
6S	3/8	-06	41,4	1.63	9,7	.38	18,5	.73	6,1	.24
6-8S	3/8	-08	51,8	2.04	9,7	.38	22,6	.89	7,1	.28
8S	1/2	-08	51,8	2.04	12,7	.50	22,6	.89	9,1	.36
10S	5/8	-10	55,6	2.19	15,7	.62	22,9	.90	11,7	.46
8-12S	1/2	-12	63,2	2.49	12,7	.50	23,4	.92	9,9	.39
12S	3/4	-12	63,2	2.49	19,1	.75	23,4	.92	14,0	.55
16S	1	-16	52,1	2.05	25,4	1.00	19,8	.78	20,8	.82
16-20S	1	-20	57,4	2.26	25,4	1.00	22,9	.90	20,8	.82
18-20S	1 1/8	-20	57,4	2.26	28,4	1.12	22,9	.90	23,9	.94
20S	1 1/4	-20	57,4	2.26	31,8	1.25	22,9	.90	26,7	1.05
24-20S	1/2	-20	59,2	2.33	38,1	1.50	24,4	.96	26,7	1.05
16-24S	1	-24	61,5	2.42	25,4	1.00	24,6	.97	20,8	.82
20-24S	1 1/4	-24	59,9	2.36	31,8	1.25	22,9	.90	26,7	1.05
24-24S	1/2	-24	61,5	2.42	38,1	1.50	24,6	.97	32,5	1.28
20-32S	1 1/4	-32	73,4	2.89	31,8	1.25	26,7	1.05	26,9	1.06
24-32S	1/2	-32	71,9	2.83	38,1	1.50	24,9	.98	34,8	1.37
32-32S	2	-32	73,4	2.89	50,8	2.00	26,7	1.05	44,5	1.75
40S	2 1/2	-40	82,8	3.26	63,5	2.50	34,5	1.36	56,1	2.21

**See pages 194, 195 for o-rings.

†*B* dimension is counterbore diameter for mating tubing.

NOTE: For correct socket part number, see page 65.

Reusable Fittings

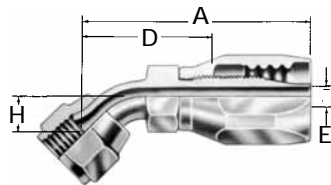
100R5 Style

For use with Hose:

302A, 303, 1503, 2580, 2651,
FC234, FC300, FC321, FC350,
FC355,

45° Elbow

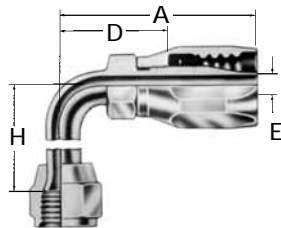
- 190297 - Universal Swivel
- 190299 - SAE 45° Swivel
- 190265 - SAE 37° (JIC) Swivel



Dash Size	Thread	Hose Size	A		D		EØ		H	
			mm	in	mm	in	mm	in	mm	in
190297-										
4S	7/16-20	-04	47,0	1.85	27,9	1.10	3,3	.13	8,4	.33
4-5S	7/16-20	-05	51,1	2.01	31,2	1.23	3,8	.15	8,4	.33
5S	1/2-20	-05	52,6	2.07	32,8	1.29	4,6	.18	9,1	.36
8-6S	3/4-16	-06	67,1	2.64	44,2	1.74	6,1	.24	14,0	.55
8S	3/4-16	-08	75,9	2.99	46,7	1.72	9,1	.36	14,0	.55
8-10S	3/4-16	-10	79,8	3.14	47,0	1.85	9,9	.39	14,0	.55
10S	7/8-14	-10	82,3	3.24	49,5	1.95	11,7	.46	16,3	.64
10-12S	7/8-14	-12	89,9	3.54	50,0	1.97	12,2	.48	16,3	.64
190299-										
6S	5/8-18	-06	56,6	2.23	33,8	1.33	6,1	.24	9,9	.39
12S	1 1/16-14	-12	96,0	3.78	56,1	2.21	14,0	.55	19,8	.78
190265-										
6-5S	9/16-18	-05	54,1	2.13	34,3	1.35	4,3	.17	9,9	.39
6S	9/16-18	-06	56,6	2.23	33,8	1.33	6,1	.24	9,9	.39
12S	1 1/16-12	-12	96,0	3.78	56,1	2.21	14,0	.55	19,8	.78
16-12S	1 5/16-12	-12	101,6	4.00	61,7	2.43	14,0	.55	25,1	.99
16S	1 5/16-12	-16	95,0	3.74	62,7	2.47	20,8	.82	27,2	1.07
20S	1 1/8-12	-20	106,9	4.21	72,4	2.85	26,7	1.05	31,0	1.22

90° Elbow (Short)

- 190296- Universal Swivel,
- 190302- SAE 45° Swivel,
- 190261- SAE 37° (JIC) Swivel

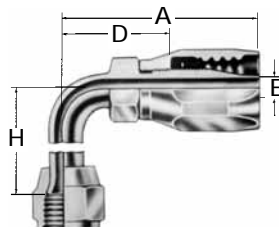


NOTE: For correct socket part number, see page 65.

Dash Size	Thread	Hose Size	A		D		EØ		H	
			mm	in	mm	in	mm	in	mm	in
190296-										
4S	7/16-20	-04	44,2	1.74	25,1	.99	3,3	.13	17,3	.68
5S	1/2-20	-05	49,8	1.96	30,0	1.18	4,3	.17	19,6	.77
8S	3/4-16	-08	70,1	2.76	40,9	1.61	9,1	.36	27,7	1.09
10S	7/8-14	-10	74,7	2.94	41,9	1.65	11,7	.46	31,2	1.23
8-12S	3/4-16	-12	81,5	3.21	41,7	1.64	9,9	.39	27,7	1.09
190302-										
6S	5/8-18	-06	54,1	2.13	31,2	1.23	6,1	.24	21,6	.85
12S	1 1/16-14	-12	95,0	3.74	55,1	2.17	14,0	.55	46,2	1.82
190261-										
6S	9/16-18	-06	54,1	2.13	31,2	1.23	6,1	.24	21,6	.85
12S	1 1/16-12	-12	95,0	3.74	55,1	2.17	14,0	.55	46,2	1.82
16-12S	1 5/16-12	-12	95,0	3.74	55,1	2.17	14,0	.55	54,4	2.14
16S	1 5/16-12	-16	90,2	3.55	57,9	2.28	20,8	.82	58,4	2.30
20-16S	1 5/8-12	-16	90,2	3.55	57,9	2.28	19,3	.76	63,5	2.50
20S	1 5/8-12	-20	102,1	4.02	67,3	2.65	26,7	1.05	69,9	2.75
20-24S	1 5/8-12	-24	104,4	4.11	67,6	2.66	26,7	1.05	69,9	2.75

90° Elbow (Long)

- 190295- Universal Swivel,
- 190301- SAE 45° Swivel,
- 190260- SAE 37° (JIC) Swivel



Dash Size	Thread	Hose Size	A		D		EØ		H	
			mm	in	mm	in	mm	in	mm	in
190295-										
4S	7/16-20	-04	44,2	1.74	25,1	.99	3,3	.13	45,7	1.80
5S	1/2-20	-05	49,8	1.96	30,0	1.18	4,6	.18	45,0	1.77
8S	3/4-16	-08	73,2	2.88	43,9	1.73	9,1	.36	61,7	2.43
10S	7/8-14	-10	81,0	3.19	48,3	1.90	11,7	.46	65,3	2.57
10-12S	7/8-14	-12	88,6	3.49	48,8	1.92	12,2	.48	65,3	2.57
190301-										
6S	5/8-18	-06	54,1	2.13	31,2	1.23	6,1	.24	55,4	2.18
12S	1 1/16-14	-12	95,0	3.74	55,1	2.17	14,0	.55	94,7	3.73
190260-										
6S	9/16-18	-06	54,1	2.13	31,2	1.23	6,1	.24	55,4	2.18
12S	1 1/16-12	-12	95,0	3.74	55,1	2.17	14,0	.55	94,7	3.73
16S	1 5/16-12	-16	90,2	3.55	57,9	2.28	20,8	.82	116,3	4.58
20S	1 5/8-12	-20	102,1	4.02	67,3	2.65	26,7	1.05	140,5	5.53

Reusable Fittings

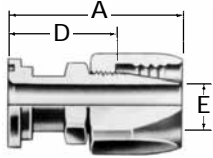
100R5 Style

For use with Hose:

302A, 303, 1503, 2580, 2651,
FC234, FC300, FC321, FC350,
FC355,

Code 61 SAE J518 Straight Split Flange

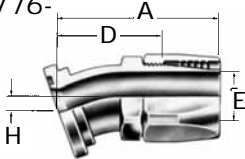
4775-



Dash Size	Flange Head Dia.		Hose Size	A		D		EØ	
	mm	in		mm	in	mm	in	mm	in
4775-									
8S	30,2	1.19	-08	70,4	2.77	41,1	1.62	9,1	.36
8-10S	30,2	1.19	-10	84,3	3.32	51,6	2.03	11,7	.46
16-10S	44,5	1.75	-10	75,4	2.97	42,7	1.68	11,7	.46
12S	38,1	1.50	-12	80,3	3.16	40,4	1.59	14,0	.55
16-12S	44,5	1.75	-12	90,2	3.55	50,3	1.98	14,0	.55
20-12S	50,8	2.00	-12	90,2	3.55	50,3	1.98	14,0	.55
16S	44,5	1.75	-16	70,4	2.77	38,1	1.50	20,8	.82
20-16S	50,8	2.00	-16	85,3	3.36	53,1	2.09	20,8	.82
24-16S	60,5	2.38	-16	86,9	3.42	54,4	2.14	20,8	.82
16-20S	44,5	1.75	-20	75,9	2.99	41,1	1.62	20,8	.82
20S	50,8	2.00	-20	90,9	3.58	56,1	2.21	26,7	1.05
32-20S	71,4	2.81	-20	92,5	3.64	57,9	2.28	26,7	1.05
16-24S	44,5	1.75	-24	94,7	3.73	57,9	2.28	20,8	.82
20-24S	50,8	2.00	-24	93,2	3.67	56,4	2.22	26,7	1.05
24S	60,5	2.38	-24	102,1	4.02	65,0	2.56	32,5	1.28
32-24S	71,4	2.81	-24	102,1	4.02	65,0	2.56	32,5	1.28
20-32S	50,8	2.00	-32	133,6	5.26	86,9	3.42	26,9	1.06
24-32S	60,5	2.38	-32	112,3	4.42	65,5	2.58	34,8	1.37
32S	71,4	2.81	-32	125,0	4.92	78,2	3.08	44,5	1.75
40-32S	84,1	3.31	-32	126,5	4.98	79,8	3.14	44,5	1.75
40*	84,1	3.31	-40	136,1	5.36	87,6	3.45	56,1	2.21

Code 61 SAE J518 22¹/₂° Split Flange

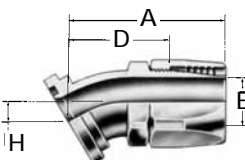
4776-



Dash Size	Flange Head Dia.		Hose Size	A		D		EØ		H	
	mm	in		mm	in	mm	in	mm	in	mm	in
4776-											
16S	44,5	1.75	-16	90,2	3.55	57,9	2.28	20,8	.82	12,7	.50
32-16S	71,4	2.81	-16	89,4	3.52	57,4	2.26	20,8	.82	12,4	.49
20S	50,8	2.00	-20	97,0	3.82	62,2	2.45	26,7	1.05	12,7	.50
32-20S	71,4	2.81	-20S	98,6	3.88	63,8	2.51	26,7	1.05	13,2	.52
32S	71,4	2.81	-32	116,6	4.59	69,9	2.75	44,5	1.75	12,7	.50

Code 61 SAE J518 30° Split Flange

198046-



Dash Size	Flange Head Dia.		Hose Size	A		D		EØ		H	
	mm	in		mm	in	mm	in	mm	in	mm	in
198046-											
16-12S	44,5	1.75	-12	91,4	3.60	51,6	2.03	14,0	.55	11,4	.45
16S	44,5	1.75	-16	84,3	3.32	52,1	2.05	20,8	.82	12,7	.50
20-16S	50,8	2.00	-16	84,3	3.32	52,1	2.05	20,8	.82	12,7	.50
20S	50,8	2.00	-20	92,2	3.63	57,4	2.26	26,7	1.05	13,2	.52
24S	60,5	2.38	-24	100,6	3.96	63,8	2.51	32,5	1.28	14,7	.58
32S	71,4	2.81	-32	118,9	4.68	72,1	2.84	44,5	1.75	16,5	.65

* Order as 39-4775-40.

NOTE: For flanges, split flange halves, kits and o-rings see pages 190-194.

NOTE: For correct socket part number, see page 65.

Reusable Fittings

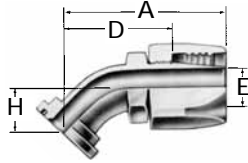
100R5 Style

For use with Hose:

302A, 303, 1503, 2580, 2651,
FC234, FC300, FC321, FC350,
FC355,

Code 61 SAE J518 45° Split Flange

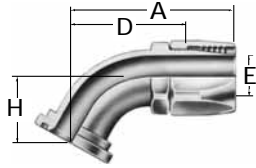
4777-



Dash Size	Flange Head Dia.		Hose Size	A		D		EØ		H	
	mm	in		mm	in	mm	in	mm	in	mm	in
4777-											
8S	30,2	1.19	-08	87,4	3.44	58,4	2.30	9,1	.36	25,4	1.00
12S	38,1	1.50	-12	102,1	4.02	62,2	2.45	14,0	.55	25,4	1.00
16-12S	44,5	1.75	-12	102,1	4.02	62,2	2.45	14,0	.55	25,4	1.00
20-12S	50,8	2.00	-12	102,1	4.02	62,2	2.45	14,0	.55	25,4	1.00
16S	44,5	1.75	-16	96,5	3.80	64,3	2.53	20,8	.82	28,4	1.12
16-20S	44,5	1.75	-20	101,9	4.01	67,3	2.65	20,8	.82	28,4	1.12
20-16S	50,8	2.00	-16	96,5	3.80	64,3	2.53	20,8	.82	28,4	1.12
20S	50,8	2.00	-20	104,6	4.12	69,9	2.75	26,7	1.05	28,4	1.12
24-20S	60,5	2.38	-20	104,6	4.12	69,9	2.75	26,7	1.05	28,4	1.12
32-20S	46,0	1.81	-20	105,7	4.16	71,1	2.80	26,7	1.05	29,7	1.17
24S	60,5	2.38	-24	111,3	4.38	74,2	2.92	32,5	1.28	28,4	1.12
24-32S	60,5	2.38	-32	121,4	4.78	74,7	2.94	34,8	1.37	28,4	1.12
32-24S	71,4	2.81	-24	111,3	4.38	74,2	2.92	32,5	1.28	28,4	1.12
32S	71,4	2.81	-32	131,6	5.18	84,6	3.33	44,5	1.75	31,8	1.25
40-32S	84,1	3.31	-32	132,6	5.22	85,9	3.38	44,5	1.75	33,0	1.30
40*	84,1	3.31	-40	167,1	6.58	118,6	4.67	56,1	2.21	42,1	1.66

Code 61 SAE J518 60° Split Flange

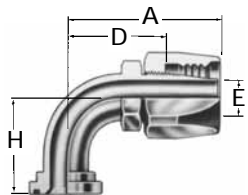
191395-



Dash Size	Flange Head Dia.		Hose Size	A		D		EØ		H	
	mm	in		mm	in	mm	in	mm	in	mm	in
191395-											
12S	38,1	1.50	-12	105,4	4.15	65,5	2.58	14,0	.55	41,1	1.62
16S	44,5	1.75	-16	98,0	3.86	66,0	2.60	20,8	.82	41,7	1.64
20S	50,8	2.00	-20	107,2	4.22	72,6	2.86	26,7	1.05	41,7	1.64
24S	60,5	2.38	-24	120,1	4.73	83,3	3.28	32,5	1.28	50,8	2.00

Code 61 SAE J518 90° Split Flange

4779-



Dash Size	Flange Head Dia.		Hose Size	A		D		EØ		H	
	mm	in		mm	in	mm	in	mm	in	mm	in
4779-											
8S	30,2	1.19	-08	73,2	2.88	43,9	1.73	9,1	.36	41,1	1.62
12S	38,1	1.50	-12	95,0	3.74	55,1	2.17	14,0	.55	53,8	2.12
16-12S	44,5	1.75	-12	95,0	3.74	55,1	2.17	14,0	.55	53,8	2.12
12-16S	38,1	1.50	-16	83,8	3.30	51,6	2.03	20,8	.82	53,8	2.12
16S	44,5	1.75	-16	90,2	3.55	57,9	2.28	20,8	.82	60,5	2.38
20-16S	50,8	2.00	-16	90,2	3.55	57,9	2.28	20,8	.82	60,5	2.38
16-20S	44,5	1.75	-20	95,5	3.76	60,9	2.40	20,8	.82	60,5	2.38
20S	50,8	2.00	-20	102,1	4.02	67,3	2.65	26,7	1.05	63,5	2.50
24-20S	60,5	2.38	-20	102,1	4.02	67,3	2.65	26,7	1.05	63,5	2.50
32-20S	71,4	2.81	-20	102,1	4.02	67,3	2.65	26,7	1.05	65,0	2.56
20-24S	50,8	2.00	-24	104,4	4.11	67,6	2.66	26,7	1.05	63,5	2.50
24S	60,5	2.38	-24	112,2	4.42	75,4	2.97	32,5	1.28	69,9	2.75
24-32S	60,5	2.38	-32	122,7	4.83	75,7	2.98	34,8	1.37	69,9	2.75
32S	71,4	2.81	-32	136,9	5.39	90,2	3.55	44,5	1.75	82,6	3.25
40-32S	84,1	3.31	-32	136,9	5.39	90,2	3.55	44,5	1.75	84,1	3.31
40**	84,1	3.31	-40	184,4	7.26	136,1	5.36	56,1	2.21	131,8	5.19

NOTE: For flanges, split flange halves, kits and o-rings see pages 190-194.

NOTE: For correct socket part number, see page 65.

*Order as 39-4775-40

**Order as 39-4779-40

Reusable Fittings

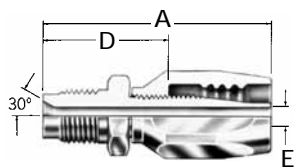
100R5 Style

For use with Hose:

302A, 303, 1503, 2580, 2651,
FC234, FC300, FC321, FC350,
FC355,

Male Inverted Flare

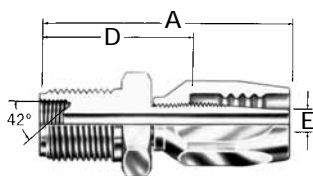
190277-



Dash Size	Thread	Hose Size	A		D		EØ	
190277-			mm	in	mm	in	mm	in
4S	7/16-20	-04	45,7	1.80	26,7	1.05	3,3	.13

Male/Female Inverted Flare

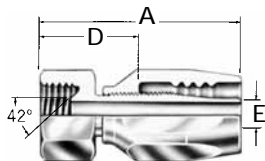
190276-



Dash Size	Thread	Hose Size	A		D		EØ	
190276-			mm	in	mm	in	mm	in
4S	5/8-18(M)	-04	52,1	2.05	33,0	1.30	3,3	.13
	7/16-24(F)							

Female Inverted Flare

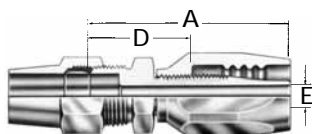
403-



Dash Size	Thread	Hose Size	A		D		EØ	
403-			mm	in	mm	in	mm	in
5S	1/2-20	-05	41,1	1.62	21,3	.84	5,8	.23
6S	5/8-18	-06	45,2	1.78	22,4	.88	7,6	.30

Compression Ball Sleeve

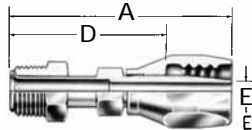
FC7031-



Dash Size	Thread	Hose Size	A		D		EØ	
FC7031-			mm	in	mm	in	mm	in
0808-206	1/2	-08	59,9	2.36	30,5	1.20	9,1	.36
1010-206	5/8	-10	66,5	2.62	34,0	1.34	11,7	.46

Straight SAE Male Inverted Flare

190111-



Dash Size	Thread	Hose Size	A		D		EØ	
190111-			mm	in	mm	in	mm	in
4S	7/16-24	-04	62,5	2.46	43,4	1.71	3,3	.13
5S	1/2-20	-05	66,5	2.62	46,7	1.84	4,6	.18
5-6S	1/2-20	-06	69,1	2.72	46,2	1.82	6,1	.24
6S	5/8-18	-06	69,1	2.72	46,2	1.82	6,1	.24
6-8S	5/8-18	-08	79,5	3.13	50,8	1.98	7,1	.28
8S	3/4-18	-08	81,3	3.20	52,1	2.05	9,1	.36

NOTE: For correct socket part number, see page 65.

Reusable Fittings

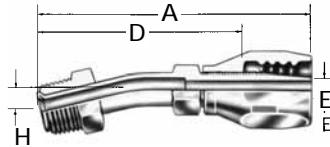
100R5 Style

For use with Hose:

302A, 303, 1503, 2580, 2651,
FC234, FC300, FC321, FC350,
FC355,

15° Elbow SAE Male Inverted Flare

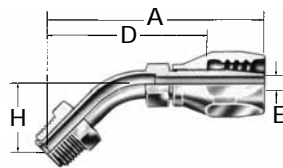
190350-



Dash Size	Thread	Hose Size	A		D		EØ		H	
190350-			mm	in	mm	in	mm	in	mm	in
6S	5/8-18	-06	82,8	3.26	59,9	2.36	6,1	.24	9,4	.37

45° Elbow SAE Male Inverted Flare

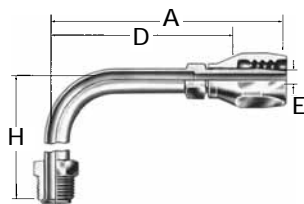
190371-



Dash Size	Thread	Hose Size	A		D		EØ		H	
190371-			mm	in	mm	in	mm	in	mm	in
4S	7/16-20	-04	69,6	2.74	50,5	1.99	3,3	.13	24,4	.96
5S	1/2-20	-05	73,7	2.90	53,8	2.12	4,3	.17	24,4	.96
6S	5/8-18	-06	76,2	3.00	53,3	2.10	6,1	.24	24,4	.96
8S	3/4-18	-08	86,1	3.39	56,9	2.24	9,1	.36	23,6	.93
10S	5/8-18	-10	95,0	3.74	62,0	2.44	11,7	.46	26,2	1.03

90° Elbow (Short) SAE Male Inverted Flare

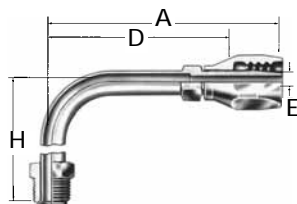
190235-



Dash Size	Thread	Hose Size	A		D		EØ		H	
190235-			mm	in	mm	in	mm	in	mm	in
4S	7/16-24	-04	59,9	2.36	41,1	1.62	3,3	.13	42,9	1.69
7-4S	11/16-18	-04	53,8	2.12	34,5	1.36	3,3	.13	46,7	1.84
8-4S	3/4-18	-04	53,8	2.12	34,5	1.36	3,3	.13	46,7	1.84
5S	1/2-20	-05	64,3	2.53	44,5	1.75	4,6	.18	42,9	1.69
6S	5/8-18	-06	66,8	2.63	43,9	1.73	6,1	.24	43,9	1.73
7-6S	11/16-18	-06	66,8	2.63	43,9	1.73	6,1	.24	43,9	1.73
6-8S	5/8-18	-08	77,2	3.04	48,0	1.89	7,1	.28	43,9	1.73
7-8S	11/16-18	-08	77,2	3.04	48,0	1.89	7,1	.28	43,9	1.73
8S	3/4-18	-08	77,2	3.04	48,0	1.89	9,1	.36	44,5	1.75
10S	7/8-18	-10	87,4	3.44	54,6	2.15	11,7	.46	56,4	2.22
8-12S	3/4-18	-12	88,6	3.49	48,8	1.92	9,9	.39	44,5	1.75

90° Elbow (Long) SAE Male Inverted Flare

190325-



Dash Size	Thread	Hose Size	A		D		EØ		H	
190325-			mm	in	mm	in	mm	in	mm	in
6S	5/8-18	-06	93,2	3.67	70,4	2.77	6,1	.24	69,3	2.73

NOTE: For correct socket part number, see page 65.

SPECIALTY &
TRUCK HOSE

LOW & MEDIUM
PRESSURE HOSE

HIGH PRESSURE HOSE

HOSE FITTINGS

ADAPTERS &
TUBE FITTINGS

ACCESSORIES &
ASSEMBLY INSTRUCTIONS

HOSE ASSEMBLY
EQUIPMENT

APPENDICES

Reusable Fittings

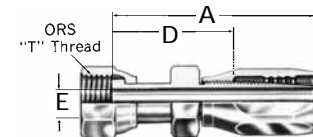
100R5 Style

For use with Hose:

302A, 303, 1503, 2580, 2651, FC234, FC300, FC321, FC350, FC355,

ORS Swivel Straight

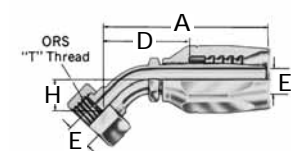
FJ9706-



Dash Size	"T" Thread	Hose Size	A		D		EØ	
			mm	in	mm	in	mm	in
FJ9706-								
0404S	9/16-18	-04	53,1	2.09	34,0	1.34	3,3	.13
0405S	9/16-18	-05	51,6	2.03	31,8	1.25	4,3	.17
0606S	11/16-16	-06	61,7	2.43	38,9	1.53	6,1	.24
0808S	13/16-16	-08	79,5	3.13	50,8	1.98	9,1	.36
1010S	1-14	-10	85,6	3.37	52,8	2.08	11,7	.46
1212S	13/16-12	-12	93,5	3.68	53,6	2.11	14,0	.55
1616S	17/16-12	-16	88,9	3.50	56,6	2.23	20,8	.82
2020S	111/16-12	-20	92,5	3.64	57,9	2.28	26,7	1.05
2424S	2-12	-24	98,0	3.86	60,9	2.40	32,0	1.26

ORS Swivel 45° Elbow

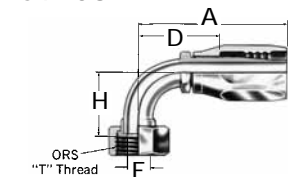
FJ9707-



Dash Size	"T" Thread	Hose Size	A		D		EØ		H	
			mm	in	mm	in	mm	in	mm	in
FJ9707-										
0404S	9/16-18	-04	49,8	1.96	30,7	1.21	3,3	.13	10,4	.41
0606S	11/16-16	-06	57,7	2.27	34,8	1.37	5,6	.22	10,9	.43
0806S	13/16-16	-06	68,1	2.68	45,2	1.78	6,1	.24	15,0	.59
0808S	13/16-16	-08	77,0	3.03	47,8	1.88	9,1	.36	15,0	.59
1010S	1-14	-10	85,9	3.38	52,8	2.08	11,7	.46	16,5	.65
1212S	13/16-12	-12	97,5	3.84	57,7	2.27	14,0	.55	21,1	.83
1616S	17/16-12	-16	91,9	3.62	59,7	2.35	19,3	.76	23,9	.94
2020S	111/16-12	-20	103,9	4.09	69,1	2.72	25,7	1.01	25,4	1.00
2424S	2-12	-24	109,7	4.32	72,9	2.87	32,0	1.26	27,2	1.07

ORS Swivel 90° Elbow (Short drop)

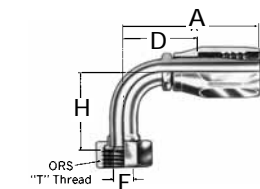
FJ9708-



Dash Size	"T" Thread	Hose Size	A		D		EØ		H	
			mm	in	mm	in	mm	in	mm	in
FJ9708-										
0404S	9/16-18	-04	45,7	1.80	26,7	1.05	3,3	.13	20,8	.82
0606S	11/16-16	-06	54,1	2.13	31,2	1.23	5,6	.22	22,9	.90
0808S	13/16-16	-08	70,1	2.76	40,9	1.61	9,1	.36	29,2	1.15
1010S	1-14	-10	77,0	3.03	44,2	1.74	11,7	.46	32,3	1.27
1212S	13/16-12	-12	95,0	3.74	55,1	2.17	14,0	.55	47,8	1.88
1616S	7/16-12	-16	90,2	3.55	57,9	2.28	19,3	.76	56,1	2.21
2020S	111/16-12	-20	102,1	4.02	67,3	2.65	25,7	1.01	63,8	2.51
2424S	2-12	-24	112,2	4.42	75,4	2.97	32,0	1.26	68,6	2.70

ORS Swivel 90° Elbow (Long drop)

FJ9709-



Dash Size	"T" Thread	Hose Size	A		D		EØ		H	
			mm	in	mm	in	mm	in	mm	in
FJ9709-										
0404S	9/16-18	-04	45,7	1.80	26,7	1.05	3,3	.13	45,7	1.80
0606S	11/16-16	-06	57,2	2.25	34,3	1.35	5,6	.22	54,1	2.13
0808S	13/16-16	-08	73,2	2.88	43,9	1.73	9,1	.36	63,8	2.51
1010S	1-14	-10	77,0	3.03	44,2	1.74	11,7	.46	70,1	2.76
1212S	13/16-12	-12	95,0	3.74	55,1	2.17	14,0	.55	96,0	3.78
1616S	7/16-12	-16	90,2	3.55	57,7	2.27	19,3	.76	114,3	4.50
2020S	111/16-12	-20	102,1	4.02	67,3	2.65	25,7	1.01	129,3	5.09
2424S	2-12	-24	112,2	4.42	75,4	2.97	32,0	1.26	140,7	5.54

NOTE: For correct socket part number, see page 65.

Reusable Fittings

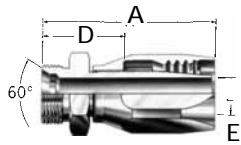
100R5 Style

For use with Hose:

302A, 303, 1503, 2580, 2651,
FC234, FC300, FC321, FC350,
FC355

BSP Male

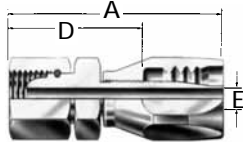
07.340-



Dash Size	"T" Thread	Hose Size	A		D		EØ	
			mm	in	mm	in	mm	in
07.340-			mm	in	mm	in	mm	in
4-4	1/4-19	-04	46,5	1.83	27,5	1.08	3,2	.13
6-6	3/8-19	-06	53,0	2.09	30,0	1.18	6,0	.24
8-8	1/2-14	-08	64,0	2.52	34,5	1.35	9,0	.35
10-10	5/8-14	-10	71,0	2.80	38,0	1.50	11,5	.45
12-12	3/4-14	-12	79,5	3.13	39,5	1.56	14,0	.55
16-16	1-11	-16	71,5	2.81	39,0	1.54	21,0	.83
20-20	1 1/4-11	-20	74,0	2.91	39,5	1.56	26,5	1.04
24-24	1 1/2-11	-24	77,5	3.05	40,5	1.59	32,5	1.28
32-32	2-11	-32	95,5	3.76	48,5	1.91	44,5	1.75

BSP Female Swivel

07.421-



Dash Size	Thread	Hose Size	A		D		EØ	
			mm	in	mm	in	mm	in
07.421-			mm	in	mm	in	mm	in
4-4	1/4-19	-04	52,0	2.05	33,0	1.30	3,0	.13
6-6	3/8-19	-06	59,5	2.34	36,5	1.44	6,0	.24
8-6	1/2-19	-06	61,0	2.40	38,0	1.50	6,0	.24
8-8	1/2-14	-08	70,0	2.76	40,5	1.59	9,0	.35
10-10	5/8-14	-10	75,5	2.97	43,0	1.69	11,5	.45
12-10	3/4-14	-10	77,0	3.03	44,0	1.73	11,5	.45
12-12	3/4-14	-12	84,5	3.33	44,5	1.75	14,0	.55
16-16	1-11	-16	78,0	3.07	45,5	1.79	21,0	.83
20-20	1 1/4-11	-20	81,5	3.21	47,0	1.85	26,5	1.04
24-24	1 1/2-11	-24	87,0	3.43	50,0	1.97	32,5	1.28
32-32	2-11	-32	101,0	3.98	54,0	2.13	44,5	1.75

*RØ dimension is tube O.D. and refers to mating component when not called out on the illustration.

NOTE: For correct socket part number, see page 65.

Reusable Fittings

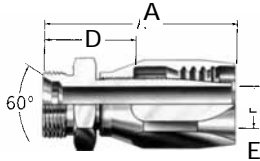
100R5 Style

For use with Hose:

302A, 303, 1503, 2580, 2651,
FC234, FC300, FC321, FC350,
FC355

Metric Male 60° DIN 7631/7647

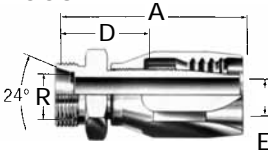
07.024-



Dash Size	Thread	Hose Size	A		D		EØ	
07.024-			mm	in	mm	in	mm	in
4-4	M12 x 1.5	-04	45,0	1.77	26,0	1.02	3,2	.13
6-5	M14 x 1.5	-05	47,5	1.87	27,5	1.08	4,5	.18
8-6	M16 x 1.5	-06	50,0	1.97	27,0	1.06	6,0	.24
10-8	M18 x 1.5	-08	59,0	2.32	30,0	1.18	9,0	.35
13-10	M22 x 1.5	-10	65,0	2.56	32,0	1.26	11,5	.45
16-12	M26 x 1.5	-12	72,5	2.85	32,5	1.28	14,0	.55
20-16	M30 x 1.5	-16	63,0	2.48	31,0	1.22	21,0	.83
25-20	M38 x 1.5	-20	67,5	2.66	33,0	1.30	26,5	1.04
32-24	M45 x 1.5	-24	70,0	2.76	33,0	1.30	32,5	1.28
40-32	M52 x 1.5	-32	84,0	3.31	37,0	1.46	44,5	1.28
50-32	M65 x 2	-32	87,0	3.42	40,0	1.57	44,5	1.75
60-40	M78 x 2	-40	94,5	3.72	46,0	1.81	56,0	2.20
70-48	M90 x 2	-48	100,5	3.96	52,0	2.05	71,0	2.80

Metric Male 24° DIN 3901/3902 I.Rh.

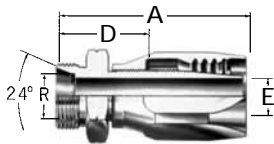
07.003-



Dash Size	Thread	Hose Size	A		D		EØ		RØ	
07.003-			mm	in	mm	in	mm	in	mm	in
6-4	M12 x 1.5	-04	45,0	1.77	26,0	1.02	3,2	.13	6,0	.24
8-5	M14 x 1.5	-05	47,5	1.87	27,5	1.08	4,5	.18	8,0	.31
10-6	M16 x 1.5	-06	51,0	2.01	28,0	1.10	6,0	.24	10,0	.39
12-6	M18 x 1.5	-06	51,0	2.01	28,0	1.10	6,0	.24	12,0	.47
12-8	M18 x 1.5	-08	60,0	2.36	30,5	1.20	9,0	.35	12,0	.47
15-10	M22 x 1.5	-10	65,0	2.56	32,0	1.26	11,5	.45	15,0	.59
18-10	M26 x 1.5	-10	65,0	2.56	32,0	1.26	11,5	.45	18,0	.71
18-12	M26 x 1.5	-12	72,5	2.85	32,5	1.28	14,0	.55	18,0	.71
22-16	M30 x 2	-16	65,0	2.56	32,5	1.28	21,0	.83	22,0	.87
28-20	M36 x 2	-20	67,5	2.66	33,0	1.30	26,5	1.04	28,0	1.10
35-24	M45 x 2	-24	72,0	2.83	35,0	1.38	32,5	1.28	35,0	1.38
42-32	M52 x 2	-32	86,0	3.38	39,0	1.54	44,5	1.75	42,0	1.65

Metric Male 24° DIN 3901/3902 s.Rh.

07.026-



Dash Size	Thread	Hose Size	A		D		EØ		RØ	
07.026-			mm	in	mm	in	mm	in	mm	in
8-4	M16 x 1.5	-04	47,0	1.85	28,0	1.10	3,2	.13	8,0	.31
10-5	M18 x 1.5	-05	49,5	1.95	29,5	1.16	4,5	.18	10,0	.39
12-6	M20 x 1.5	-06	52,0	2.05	29,0	1.14	6,0	.24	12,0	.47
14-8	M22 x 1.5	-08	63,0	2.48	33,5	1.32	9,0	.35	14,0	.55
16-10	M24 x 1.5	-10	67,0	2.64	34,0	1.34	11,5	.45	16,0	.63
20-12	M30 x 2	-12	78,5	3.09	38,5	1.52	14,0	.55	20,0	.79
25-16	M36 x 2	-16	69,0	2.72	36,5	1.44	21,0	.83	25,0	.98
30-20	M42 x 2	-20	73,5	2.89	39,0	1.54	26,5	1.04	30,0	1.18
38-24	M52 x 2	-24	80,0	3.15	43,0	1.69	32,5	1.28	38,0	1.50

*RØ dimension is tube O.D. and refers to mating component when not called out on the illustration.

NOTE: For correct socket part number, see page 65.

Reusable Fittings

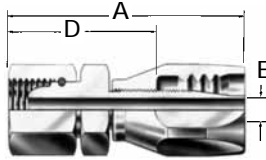
100R5 Style

For use with Hose:

302A, 303, 1503, 2580, 2651,
FC234, FC300, FC321, FC350,
FC355

Metric Female Swivel 60° DIN 7631/7647

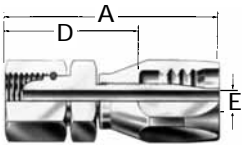
07.036-



Dash Size	Thread	Hose Size	A		D		EØ	
			mm	in	mm	in	mm	in
07.036-			mm	in	mm	in	mm	in
20-16	M30 x 1.5	-16	72,5	2.85	40,9	1.61	21,0	.83
25-20	M38 x 1.5	-20	76,5	3.01	42,0	1.65	26,5	1.04
32-24	M45 x 1.5	-24	82,0	3.23	45,0	1.77	32,5	1.28
40-32	M52 x 1.5	-32	93,5	3.68	46,5	1.83	44,5	1.75
50-32	M65 x 2	-32	93,5	3.68	46,5	1.83	44,5	1.75
60-40	M78 x 2	-40	103,0	4.06	54,5	2.15	56,0	2.20
70-48	M90 x 2	-48	108,5	4.27	60,0	2.36	71,0	2.80

Metric Universal Female Swivel 24° DIN 3901/3902 I.Rh.

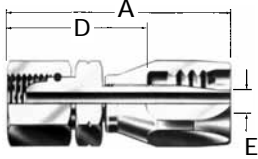
07.002-



Dash Size	Thread	Hose Size	A		D		EØ		RØ	
			mm	in	mm	in	mm	in	mm	in
07.002-			mm	in	mm	in	mm	in	mm	in
4-4†	M12 x 1.5	-04	51,0	2.01	32,0	1.26	3,2	.13	6,0	.24
6-5†	M14 x 1.5	-05	53,5	2.11	33,5	1.32	4,5	.18	8,0	.31
8-6†	M16 x 1.5	-06	56,5	2.22	33,5	1.32	6,0	.24	10,0	.39
10-8†	M18 x 1.5	-08	67,0	2.64	37,5	1.48	9,0	.35	12,0	.47
13-10†	M22 x 1.5	-10	73,0	2.87	40,5	1.59	11,5	.45	15,0	.59
16-12†	M26 x 1.5	-12	83,5	3.29	43,5	1.71	14,0	.55	18,0	.71
22-16	M30 x x 2	-16	74,0	2.91	41,5	1.63	21,0	.83	22,0	.87
28-20	M36 x x 2	-20	78,0	3.07	43,5	1.71	26,5	1.04	28,0	1.10
35-24	M45 x x 2	-24	81,5	3.21	44,5	1.75	32,5	1.28	35,0	1.38
42-32	M52 x x 2	-32	94,0	3.70	47,0	1.85	44,5	1.75	42,0	1.65

Metric Universal Female Swivel 24° DIN 3901/3902 s.Rh.

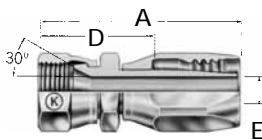
07.155-



Dash Size	Thread	Hose Size	A		D		EØ		RØ	
			mm	in	mm	in	mm	in	mm	in
07.155-			mm	in	mm	in	mm	in	mm	in
8-4	M16 x 1.5	-04	52,5	2.07	33,5	1.32	3,2	.13	08,0	.31
10-5	M18 x 1.5	-05	55,0	2.17	35,0	1.38	4,5	.18	10,0	.39
12-6	M20 x 1.5	-06	59,5	2.34	36,5	1.44	6,0	.24	12,0	.47
14-8	M22 x 1.5	-08	68,5	2.70	39,0	1.54	9,0	.35	14,0	.55
16-10	M24 x 1.5	-10	74,5	2.93	41,5	1.63	11,5	.45	16,0	.63
20-12	M30 x 2	-12	85,5	3.37	45,5	1.79	14,0	.55	20,0	.79
25-16	M36 x 2	-16	75,0	2.95	42,5	1.67	21,0	.83	25,0	.98
30-20	M42 x 2	-20	78,5	3.09	44,0	1.73	26,5	1.04	30,0	1.18
38-24	M52 x 2	-24	84,0	3.31	47,0	1.85	32,5	1.28	38,0	1.50

Komatsu 30° Metric Female Swivel

FC5954-



Dash Size	Thread	Hose Size	A		D		EØ	
			mm	in	mm	in	mm	in
FC5954-			mm	in	mm	in	mm	in
0306S	M18 x 1.5	-06	63,3	2.49	40,4	1.59	6,1	.24
0410S	M22 x 1.5	-10	78,7	3.10	46,2	1.82	9,4	.37
0512S	M24 x 1.5	-12	90,2	3.55	50,3	1.98	12,2	.48
0612S	M30 x 1.5	-12	95,5	3.76	55,6	2.19	14,0	.55
1016S	M33 x 1.5	-16	90,2	3.55	57,9	2.28	20,8	.82
1424S	M42 x 1.5	-24	107,7	4.12	67,8	2.67	30,2	1.19

*RØ dimension is tube O.D. and refers to mating component when not called out on the illustration.

NOTE: For correct socket part number, see page 65.

† Universal fitting also mates with DIN 7631/7647 60° connections.

SPECIALTY &
TRUCK HOSE

LOW & MEDIUM
PRESSURE HOSE

HIGH PRESSURE HOSE

HOSE FITTINGS

ADAPTERS &
TUBE FITTINGS

ACCESSORIES &
ASSEMBLY INSTRUCTIONS

HOSE ASSEMBLY
EQUIPMENT

APPENDICES

Reusable Fittings

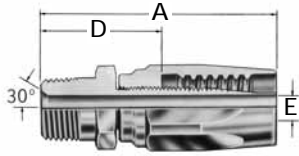
100R1 TTC

For use with Hose:

GH663¹

Male Pipe

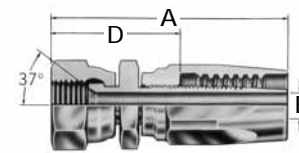
FC7985-



Dash Size	Thread	Hose Size	A		D		EØ	
			mm	in	mm	in	mm	in
FC7985-								
0204S	1/8-27	-04	55,1	2.17	28,7	1.13	4,3	.17
0404S	1/4-18	-04	59,9	2.36	33,5	1.32	4,3	.17
0406S	1/4-18	-06	68,1	2.68	39,4	1.55	7,6	.30
0606S	3/8-18	-06	68,1	2.68	39,4	1.55	7,9	.31
0608S	3/8-18	-08	71,6	2.82	34,3	1.35	9,9	.39
0808S	1/2-14	-08	78,0	3.07	40,6	1.60	9,9	.39
1212S	3/4-14	-12	90,2	3.55	49,5	1.95	15,5	.61
1616S	1-11 1/2	-16	108,0	4.25	54,1	2.13	20,8	.82

SAE 37° (JIC) Swivel

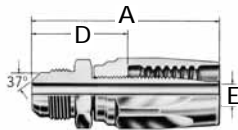
FC7988-



Dash Size	Thread	Hose Size	A		D		EØ	
			mm	in	mm	in	mm	in
FC7988-								
0404S	7/16-20	-04	63,5	2.50	37,1	1.46	4,3	.17
0606S	9/16-18	-06	73,9	2.91	45,2	1.78	7,9	.31
0808S	3/4-16	-08	80,8	3.18	43,8	1.70	9,9	.39
1212S	1 1/16-12	-12	96,5	3.80	55,9	2.20	15,5	.61
1616S	1 5/16-12	-16	110,0	4.33	56,1	2.21	20,8	.82

SAE 37° (JIC) Male Flare

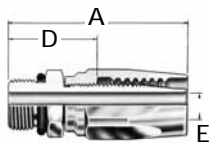
FC7986-



Dash Size	Thread	Hose Size	A		D		EØ	
			mm	in	mm	in	mm	in
FC7986-								
0404S	7/16-20	-04	59,4	2.34	33,0	1.30	4,3	.17
0606S	9/16-18	-06	67,8	2.67	39,1	1.54	7,9	.31
0808S	3/4-16	-08	75,4	2.97	38,1	1.50	9,9	.39
1212S	1 1/16-12	-12	93,0	3.66	52,3	2.06	15,5	.61
1616S	1 5/16-12	-16	107,4	4.23	53,3	2.10	20,8	.82

SAE Male O-Ring Boss

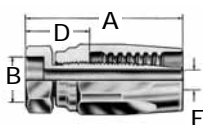
FC7987-



Dash Size	Thread	Hose Size	A		D		EØ	
			mm	in	mm	in	mm	in
FC7987-								
0606S	9/16-18	-06	63,5	2.50	34,8	1.37	7,9	.31
0808S	3/4-16	-08	68,3	2.69	31,0	1.22	9,9	.39
1212S	1 1/16-12	-12	86,4	3.40	45,7	1.80	15,5	.61
1616S	1 5/16-12	-16	96,0	3.78	41,9	1.65	20,8	.82

Lifesaver*

FC7989-



Dash Size	Thread	Hose Size	A		B*		D		EØ	
			mm	in	mm	in	mm	in	mm	in
FC7989-										
0404S	1/4	-04	48,0	1.89	6,4	.25	21,6	.85	4,3	.17
0606S	3/8	-06	54,6	2.15	9,7	.38	25,9	1.02	7,9	.31
0808S	1/2	-08	60,5	2.38	12,7	.50	23,1	.91	9,9	.39
1212S	3/4	-12	71,1	2.80	19,1	.75	30,5	1.20	15,5	.61
1616S	1	-16	81,0	3.19	25,4	1.00	26,9	1.06	20,8	.82

B dimension is counterbore for mating tubing.

¹ SAE 100R1 pressures only.

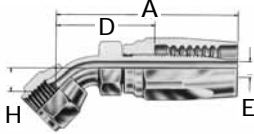
Reusable Fittings

100R1 TTC

For use with Hose:
GH663¹

SAE 37° (JIC) Swivel
45° Elbow

FC7990-



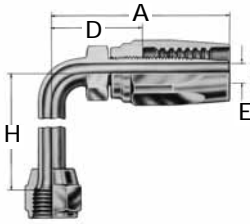
Dash Size	Thread	Hose Size	A		D		EØ		HØ	
FC7990-			mm	in	mm	in	mm	in	mm	in
0404S	7/16-20	-04	60,2	2.37	33,8	1.33	4,3	.17	8,4	.33
0606S	9/16-18	-06	69,9	2.75	41,1	1.62	7,9	.31	9,9	.39
0808S	3/4-16	-08	82,3	3.24	45,0	1.77	9,9	.39	14,0	.55
1212S	1 1/16-12	-12	103,9	4.09	63,2	2.49	15,5	.61	19,8	.78
1616S	1 5/16-12	-16	124,0	4.88	69,9	2.75	20,8	.82	27,2	1.07

SAE 37° (JIC) Swivel
90° Elbow (Short)

FC7992-

SAE 37° (JIC) Swivel
90° Elbow (Long)

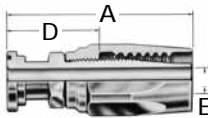
FC7991-



Dash Size	Thread	Hose Size	A		D		EØ		HØ	
FC7992-			mm	in	mm	in	mm	in	mm	in
0404S	7/16-20	-04	57,4	2.26	31,0	1.22	4,3	.17	17,3	.68
0606S	9/16-18	-06	67,3	2.65	38,6	1.52	7,9	.31	21,6	.85
0808S	3/4-16	-08	76,2	3.00	39,1	1.54	9,9	.39	27,7	1.09
1212S	1 1/16-12	-12	102,9	4.05	62,2	2.45	15,5	.61	46,2	1.82
1616S	1 5/16-12	-16	119,1	4.69	65,0	2.56	20,8	.82	60,7	2.39
FC7991-			mm	in	mm	in	mm	in	mm	in
0404S	7/16-20	-04	57,4	2.26	31,0	1.22	4,3	.17	45,7	1.80
0606S	5/16-18	-06	67,3	2.65	38,6	1.52	7,9	.31	55,4	2.18
0808S	3/4-16	-08	79,5	3.13	42,2	1.66	9,9	.39	61,7	2.43
1008S	7/8-14	-08	85,9	3.38	48,5	1.91	9,9	.39	65,3	2.57
1212S	1 1/16-12	-12	102,9	4.05	62,2	2.45	15,5	.61	94,7	3.73
1616S	1 5/16-12	-16	119,1	4.69	65,0	2.56	20,8	.82	116,3	4.58

Code 61 SAE J518
Straight Split Flange

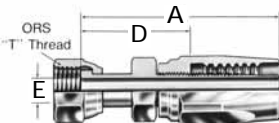
FC5075-



Dash Size	Thread	Hose Size	A		D		EØ	
FC5075-			mm	in	mm	in	mm	in
0808S	1.19	-08	76,5	3.01	39,1	1.54	9,9	.39
1212S	1.50	-12	88,1	3.47	47,5	1.87	15,5	.61
1616S	1.75	-16	114,3	4.50	60,5	2.38	20,8	.82

ORS Swivel Straight

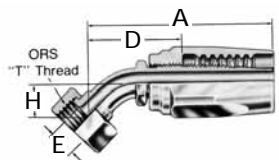
FJ9724-



Dash Size	Thread	Hose Size	A		D		EØ	
FJ9724-			mm	in	mm	in	mm	in
0404S	7/16-20	-04	60,2	2.37	33,8	1.33	4,3	.17
0404S	9/16-18	-04	66,5	2.62	40,1	1.58	4,1	.16
0606S	1 1/16-16	-06	74,9	2.95	46,2	1.82	6,6	.26
0808S	1 3/16-16	-08	85,9	3.38	48,5	1.91	9,1	.36
1212S	1 3/16-12	-12	101,6	4.00	60,9	2.40	14,0	.55
1616S	1 7/16-12	-16	117,9	4.64	63,8	2.51	19,8	.78

ORS Swivel
45° Elbow

FJ9725-



Dash Size	Thread	Hose Size	A		D		EØ		HØ	
FJ9725-			mm	in	mm	in	mm	in	mm	in
0404S	9/16-18	-04	63,0	2.48	36,6	1.44	4,3	.17	10,4	.41
0606S	1 1/16-16	-06	70,9	2.79	42,2	1.66	6,6	.26	10,9	.43
0808S	1 3/16-16	-08	83,3	3.28	46,0	1.81	9,7	.38	15,0	.59
1212S	1 3/16-12	-12	105,4	4.15	63,5	2.50	15,5	.61	21,1	.83
1616S	1 7/16-12	-16	120,9	4.76	67,1	2.64	20,6	.81	23,9	.94

¹ SAE 100R1 pressures only.

NOTE: For correct socket part number, see page 65.

NOTE: For flanges, split flange halves, kits and o-rings, see pages 190-195.

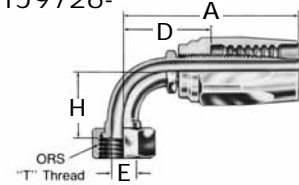
Reusable Fittings

100R1 TTC

For use with Hose:
GH663¹

ORS Swivel 90° Elbow Short Drop

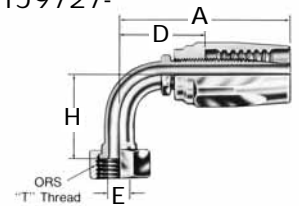
FJ9726-



Dash Size	Thread	Hose Size	A		D		EØ		H	
			mm	in	mm	in	mm	in	mm	in
FC9726-										
0404S	9/16-18	-04	58,9	2.32	32,5	1.28	4,3	.17	20,8	.82
0606S	1 1/16-16	-06	67,3	2.65	38,6	1.52	6,6	.26	22,9	.90
0808S	1 3/16-16	-08	76,5	3.01	39,1	1.54	9,7	.38	29,2	1.15
1212S	1 3/8-12	-12	102,9	4.05	62,2	2.45	15,5	.61	47,8	1.88
1616S	1 7/8-12	-16	119,1	4.69	65,3	2.57	20,6	.81	56,1	2.21

ORS Swivel 90° Elbow Long Drop

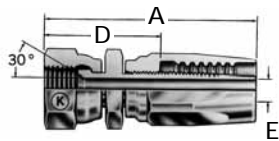
FJ9727-



Dash Size	Thread	Hose Size	A		D		EØ		H	
			mm	in	mm	in	mm	in	mm	in
FC9727-										
0404S	9/16-18	-04	58,9	2.32	32,5	1.28	4,3	.17	45,7	1.80
0606S	1 1/16-16	-06	70,4	2.77	41,7	1.64	6,6	.26	54,1	2.13
0808S	1 3/16-16	-08	79,5	3.13	42,2	1.66	9,7	.38	63,8	2.51
1212S	1 3/8-12	-12	102,9	4.05	62,2	2.45	15,5	.61	96,0	3.78
1616S	1 7/8-12	-16	119,1	4.69	65,3	2.57	20,6	.81	114,3	4.50

30° Swivel-Metric Threads Special Komatsu

FJ7199-



Dash Size	Thread	Hose Size	A		D		EØ	
			mm	in	mm	in	mm	in
FJ7199-								
0306S	M18x1.5	-06	77,2	3.04	48,3	1.90	6,4	.25
0408S	M22x1.5	-08	83,8	3.30	46,2	1.82	9,4	.37
0512S	M24x1.5	-12	98,0	3.86	57,4	2.26	12,2	.48
0612S	M30x1.5	-12	102,1	4.02	61,5	2.42	15,5	.61
1016S	M33x1.5	-16	119,9	4.72	65,8	2.59	20,3	.80

¹ SAE 100R1 pressures only.

NOTE: For correct socket part number, see page 65.

Reusable Fittings

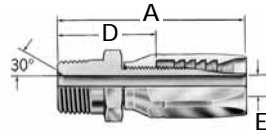
For use with Hose:

FC310, FC510

Hi-Pac

Male Pipe

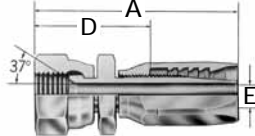
FC5131-



Dash Size	Thread	Hose Size	A		D		EØ	
FC5131-			mm	in	mm	in	mm	in
0404S	1/4-18	-04	62,5	2.46	31,5	1.24	4,3	.17
0406S	1/4-18	-06	69,9	2.75	32,5	1.28	7,9	.31
0606S	3/8-18	-06	69,9	2.75	32,5	1.28	7,9	.31
0808S	1/2-14	-08	74,5	3.09	36,6	1.44	9,9	.39
1212S	3/4-14	-12	91,7	3.61	44,2	1.74	15,5	.61
1616S	1-11 1/2	-16	111,8	4.40	58,2	2.29	20,8	.82
*2020S	1 1/4-11 1/2	-20	129,5	5.10	63,0	2.48	26,7	1.05

SAE 37° (JIC) Swivel

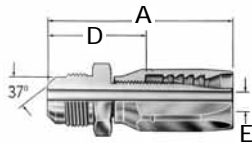
FC5130-



Dash Size	Thread	Hose Size	A		D		EØ	
FC5130-			mm	in	mm	in	mm	in
0404S	7/16-20	-04	66,0	2.60	35,1	1.38	4,3	.17
0606S	9/16-18	-06	75,7	2.98	38,4	1.51	7,9	.31
0806S	3/4-16	-06	79,0	3.11	41,7	1.64	7,9	.31
0808S	3/4-16	-08	81,3	3.20	40,9	1.61	9,9	.39
1008S	7/8-14	-08	84,1	3.31	45,7	1.80	9,9	.39
1010S	7/8-14	-10	87,4	3.44	46,5	1.83	12,7	.50
1212S	1 1/16-12	-12	98,0	3.86	50,5	1.99	15,5	.61
1616S	1 5/16-12	-16	113,8	4.48	60,2	2.37	20,8	.82
*2020S	1 5/8-12	-20	129,5	5.10	62,7	2.47	26,7	1.05

SAE 37° (JIC) Male Flare

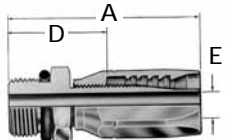
FC5133-



Dash Size	Thread	Hose Size	A		D		EØ	
FC5133-			mm	in	mm	in	mm	in
0404S	7/16-20	-04	62,0	2.44	31,2	1.23	4,3	.17
0606S	9/16-18	-06	69,9	2.75	32,3	1.27	7,6	.30
0806S	3/4-16	-06	73,9	2.91	36,3	1.43	7,9	.31
0808S	3/4-16	-08	75,9	2.99	34,0	1.34	9,9	.39
1008S	7/8-14	-08	78,7	3.10	36,6	1.44	9,9	.39
1010S	7/8-14	-10	81,8	3.22	40,9	1.61	12,2	.48
1212S	1 1/16-12	-12	94,5	3.72	47,0	1.85	15,5	.61
1412S	1 3/16-12	-12	95,5	3.76	47,8	1.88	15,5	.61
1616S	1 5/16-12	-16	111,3	4.38	57,7	2.27	20,8	.82
*2020S	1 5/8-12	-20	124,0	4.88	62,7	2.47	26,7	1.05

SAE Male O-Ring Boss

FC5379†-

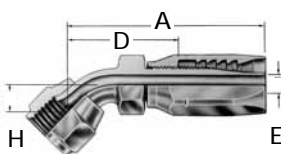


Dash Size	Thread	Hose Size	A		D		EØ	
FC5379-			mm	in	mm	in	mm	in
1008S	7/8-14	-08	72,1	2.84	30,2	1.19	9,9	.39
1208S	9/16-12	-08	76,2	3.00	34,3	1.35	9,9	.39
1616S	1 5/16-12	-16	99,8	3.93	46,2	1.82	20,8	.82
*2020S	1 5/8-12	-20	111,3	4.38	50,8	1.98	26,7	1.05

†O-ring not included. See pages 194, 195 for o-rings.

SAE 37° (JIC) Swivel 45° Elbow

FC5144-



Dash Size	Thread	Hose Size	A		D		EØ		H	
FC5144-			mm	in	mm	in	mm	in	mm	in
0404S	7/16-20	-04	62,7	2.47	31,8	1.25	4,3	.17	8,4	.33
0606S	9/16-18	-06	71,6	2.82	34,3	1.35	7,9	.31	9,9	.39
0806S	3/4-16	-06	80,5	3.17	43,8	1.70	7,9	.31	14,0	.55
0808S	3/4-16	-08	83,8	3.30	43,9	1.73	9,9	.39	14,0	.55
1008S	7/8-14	-08	87,6	3.45	42,2	1.66	9,9	.39	16,3	.64
1010S	7/8-20	-10	89,9	3.54	50,5	1.99	12,7	.50	16,3	.64
1212S	1 1/16-12	-12	105,4	4.15	57,9	2.28	15,5	.61	19,8	.78
1616S	1 5/16-12	-16	127,8	5.03	74,2	2.92	20,8	.82	27,2	1.07
*2020S	1 5/8-12	-20	149,1	5.87	87,9	3.46	26,7	1.05	31,0	1.22

*FC310 only

NOTE: For correct socket part number, see page 65.

SPECIALTY & TRUCK HOSE

LOW & MEDIUM PRESSURE HOSE

HIGH PRESSURE HOSE

HOSE FITTINGS

ADAPTERS & TUBE FITTINGS

ACCESSORIES & ASSEMBLY INSTRUCTIONS

HOSE ASSEMBLY EQUIPMENT

APPENDICES

Reusable Fittings

Hi-Pac

For use with Hose:

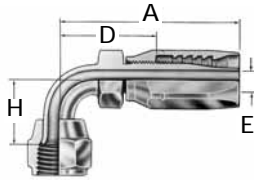
FC310, FC510

SAE 37° (JIC) Swivel
90° Elbow (Short)

FC5143-

SAE 37° (JIC) Swivel
90° Elbow (Long)

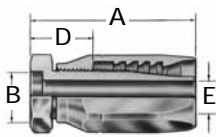
FC5142-



Dash Size	Thread	Hose Size	A		D		EØ		H	
			mm	in	mm	in	mm	in	mm	in
FC5143-										
0404S	7/16-20	-04	59,9	2.36	29,2	1.15	4,3	.17	17,3	.68
0606S	9/16-18	-06	69,1	2.72	31,8	1.25	7,9	.31	21,6	.85
0806S	3/4-16	-06	74,7	2.94	37,1	1.46	7,9	.31	27,7	1.09
0808S	3/4-16	-08	76,7	3.02	35,1	1.38	9,9	.39	27,7	1.09
1008S	7/8-14	-08	80,0	3.15	38,1	1.50	9,9	.39	31,2	1.23
1010S	7/8-14	-10	83,3	3.28	42,4	1.67	12,7	.50	31,2	1.23
1212S	1 1/16-12	-12	104,4	4.11	56,9	2.24	15,5	.61	46,2	1.82
1616S	1 5/16-12	-16	122,9	4.84	69,3	2.73	20,8	.82	60,7	2.39
*2020S	1 5/8-12	-20	144,0	5.67	83,1	3.27	26,7	1.05	69,9	2.75
FC5142-										
0404S	7/16-20	-04	59,9	2.36	29,2	1.15	4,3	.17	45,7	1.80
0606S	9/16-18	-06	69,1	2.72	31,8	1.25	7,9	.31	55,4	2.18
0806S	3/4-16	-06	77,7	3.06	40,3	1.59	7,9	.31	61,7	2.43
0808S	3/4-16	-08	80,0	3.15	38,1	1.50	9,9	.39	61,7	2.43
1008S	7/8-14	-08	86,4	3.40	44,5	1.75	9,9	.39	65,3	2.57
1010S	7/8-14	-10	89,7	3.53	48,8	1.92	12,7	.50	65,3	2.57
1212S	1 1/16-12	-12	104,4	4.11	56,9	2.24	15,5	.61	94,7	3.73
1616S	1 5/16-12	-16	122,9	4.84	69,3	2.73	20,8	.82	116,3	4.58
*2020S	1 5/8-12	-20	144,0	5.67	83,1	3.27	26,7	1.05	140,5	5.53

Lifesaver†

FC5380-

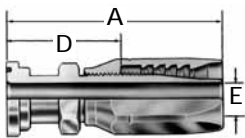


Dash Size	Thread	Hose Size	A		B†		D		EØ	
			mm	in	mm	in	mm	in	mm	in
FC5380-										
0404S	1/4	-04	50,5	1.99	6,4	.25	19,6	.77	4,3	.17
0606S	3/8	-06	56,4	2.22	9,7	.38	19,1	.75	7,9	.31
0808S	1/2	-08	60,9	2.40	12,7	.50	19,1	.75	9,9	.39
1010S	5/8	-10	64,3	2.53	15,7	.62	23,4	.92	12,7	.50
1212S	3/4	-12	72,6	2.86	19,1	.75	25,1	.99	15,5	.61
1616S	1	-16	84,8	3.34	25,4	1.00	31,2	1.23	20,8	.82
*2020S	1 1/4	-20	99,6	3.92	31,8	1.25	38,6	1.52	26,7	1.05

†"B" dimension is counterbore diameter for mating tubing.

Code 61 SAE J518
Straight Split Flange

FC5135-



Dash Size	Flange Head Dia.	Hose Size	A		D		EØ	
	mm in		mm	in	mm	in	mm	in
FC5135-								
0808S	30,2 1.19	-08	77,0	3.03	35,1	1.38	9,9	.39
1208S	38,1 1.50	-08	78,0	3.07	36,1	1.42	9,9	.39
1212S	38,1 1.50	-12	89,7	3.53	42,2	1.66	15,5	.61
1612S	44,5 1.75	-12	99,6	3.92	52,1	2.05	15,5	.61
1616S	44,5 1.75	-16	118,1	4.65	64,5	2.54	20,8	.82
2016S	50,8 2.00	-16	118,1	4.65	64,5	2.54	20,8	.82
*2020S	50,8 2.00	-20	132,8	5.23	71,9	2.83	26,7	1.05

*FC310 only

NOTE: For correct socket part number, see page 65.

NOTE: For flanges, split flange halves, kits and o-rings, see pages 190-195.

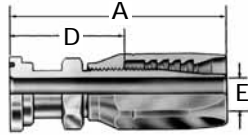
Reusable Fittings

Hi-Pac

For use with Hose:

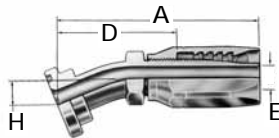
FC310, FC510

Code 61 SAE J518
22½° Split Flange
FC5136-



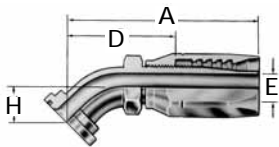
Dash Size	Flange Head Dia.		Hose Size	A		D		EØ		H	
	mm	in		mm	in	mm	in	mm	in	mm	in
FC5136-											
0808S	30,2	1.19	-08	95,5	3.76	53,6	2.11	9,9	.39	12,7	.50
1212S	38,1	1.50	-12	109,7	4.32	62,0	2.44	15,5	.61	12,7	.50
1612S	44,5	1.75	-12	109,7	4.32	62,0	2.44	15,5	.61	12,7	.50
1616S	44,5	1.75	-16	122,9	4.84	69,3	2.73	20,8	.82	12,7	.50
2016S	50,8	2.00	-16	122,9	4.84	69,3	2.73	20,8	.82	12,7	.50
*2020S	50,8	2.00	-20	138,9	5.47	78,0	3.07	26,7	1.05	12,7	.50

Code 61 SAE J518
30° Split Flange
FC5137-



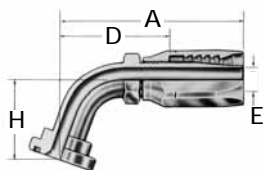
Dash Size	Flange Head Dia.		Hose Size	A		D		EØ		H	
	mm	in		mm	in	mm	in	mm	in	mm	in
FC5137-											
1212S	38,1	1.50	-12	111,3	4.38	63,8	2.51	15,5	.61	17,5	.69
1612S	44,5	1.75	-12	111,3	4.38	63,8	2.51	15,5	.61	17,5	.69
1616S	44,5	1.75	-16	117,1	4.61	63,5	2.50	20,8	.82	12,7	.50
2016S	50,8	2.00	-16	117,1	4.61	63,5	2.50	20,8	.82	12,7	.50
*2020S	50,8	2.00	-20	153,7	6.05	92,7	3.65	26,7	1.05	24,4	.96

Code 61 SAE J518
45° Split Flange
FC5138-



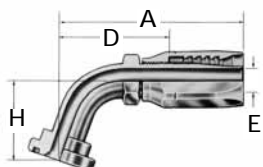
Dash Size	Flange Head Dia.		Hose Size	A		D		EØ		H	
	mm	in		mm	in	mm	in	mm	in	mm	in
FC5138-											
0808S	30,2	1.19	-08	94,2	3.71	52,3	2.06	9,9	.39	25,4	1.00
1212S	38,1	1.50	-12	110,2	4.34	62,7	2.47	15,5	.61	25,4	1.00
1612S	44,5	1.75	-12	111,5	4.39	64,0	2.52	15,5	.61	25,4	1.00
1616S	44,5	1.75	-16	129,3	5.09	75,7	2.98	20,8	.82	28,4	1.12
2016S	50,8	2.00	-16	129,3	5.09	75,7	2.98	20,8	.82	28,4	1.12
*2020S	50,8	2.00	-20	146,6	5.77	85,6	3.37	26,7	1.05	28,4	1.12

Code 61 SAE J518
60° Split Flange
FC5139-



Dash Size	Flange Head Dia.		Hose Size	A		D		EØ		H	
	mm	in		mm	in	mm	in	mm	in	mm	in
FC5139-											
1212S	38,1	1.50	-12	114,8	4.52	67,3	2.65	15,5	.61	41,1	1.62
1612S	44,5	1.75	-12	114,8	4.52	67,3	2.65	15,5	.61	41,1	1.62
1616S	44,5	1.75	-16	130,8	5.15	77,2	3.04	20,8	.82	41,7	1.64
2016S	50,8	2.00	-16	130,8	5.15	77,2	3.04	20,8	.82	41,7	1.64
*2020S	50,8	2.00	-20	149,4	5.88	88,4	3.48	26,7	1.05	41,7	1.64

Code 61 SAE J518
67½° Split Flange
FC5140-



Dash Size	Flange Head Dia.		Hose Size	A		D		EØ		H	
	mm	in		mm	in	mm	in	mm	in	mm	in
FC5140-											
0808S	30,2	1.19	-08	88,1	3.47	46,2	1.82	9,9	.39	35,1	1.38
1212S	38,1	1.50	-12	111,0	4.37	63,5	2.50	15,5	.61	41,1	1.62
1612S	44,5	1.75	-12	111,0	4.37	63,5	2.50	15,5	.61	41,1	1.62
1616S	44,5	1.75	-16	128,7	5.07	75,2	2.96	20,8	.82	44,5	1.75
2016S	50,8	2.00	-16	128,7	5.07	75,2	2.96	20,8	.82	44,5	1.75
*2020S	50,8	2.00	-20	149,1	5.87	87,9	3.46	26,7	1.05	47,8	1.88

NOTE: For flanges, split flange halves, kits and o-rings, see pages 190-195.

Note: For correct socket part number, see page 65.

*FC310 only

SPECIALTY & TRUCK HOSE

LOW & MEDIUM PRESSURE HOSE

HIGH PRESSURE HOSE

HOSE FITTINGS

ADAPTERS & TUBE FITTINGS

ACCESSORIES & ASSEMBLY INSTRUCTIONS

HOSE ASSEMBLY EQUIPMENT

APPENDICES

Reusable Fittings

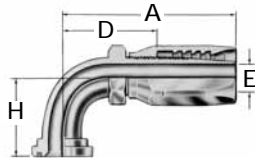
For use with Hose:

FC310, FC510

Hi-Pac

Code 61 SAE J518 90° Split Flange

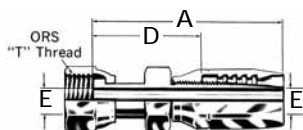
FC5141-



Dash Size	Flange Head Dia.	Hose Size	A	D	EØ	H
FC5141-	mm in		mm in	mm in	mm in	mm in
0808S	30,2 1.19	-08	80,0 3.15	38,1 1.50	9,9 .39	41,1 1.62
1208S	38,1 1.50	-08	80,0 3.15	38,1 1.50	9,9 .39	41,1 1.62
1212S	38,1 1.50	-12	104,4 4.11	56,9 2.24	15,5 .61	53,8 2.12
1612S	44,5 1.75	-12	104,4 4.11	56,9 2.24	15,5 .61	53,8 2.12
1616S	44,5 1.75	-16	122,9 4.84	69,3 2.73	20,8 .82	60,5 2.38
2016S	50,8 2.00	-16	122,9 4.84	69,3 2.73	20,8 .82	60,5 2.38
*2020S	50,8 2.00	-20	144,0 5.67	82,8 3.26	26,7 1.05	63,5 2.50

ORS Swivel Straight

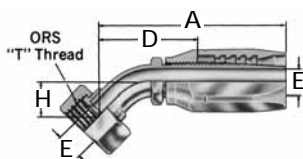
FJ9728-



Dash Size	Flange Head Dia.	Hose Size	A	D	EØ	H
FJ9728-			mm in	mm in	mm in	
0404S	9/16-18	-04	68,8 2.71	38,1 1.50	4,3 .17	
0606S	11/16-16	-06	76,7 3.02	39,4 1.55	6,6 .26	
0808S	13/16-16	-08	86,4 3.40	44,5 1.75	9,9 .39	
1010S	1-14	-10	91,9 3.62	51,1 2.01	12,7 .50	
1212S	13/16-12	-12	102,9 4.05	55,4 2.18	15,5 .61	
1616S	17/16-12	-16	121,4 4.78	68,1 2.68	20,8 .82	
*2020S	111/16-12	-20	134,6 5.30	73,7 2.90	26,7 1.05	

ORS Swivel 45° Elbow

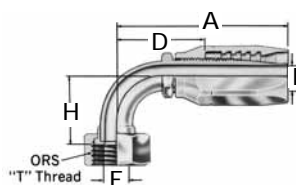
FJ9729-



Dash Size	Flange Head Dia.	Hose Size	A	D	EØ	H
FJ9729-			mm in	mm in	mm in	mm in
0404S	9/16-18	-04	65,5 2.58	34,5 1.36	3,8 .15	10,4 .41
0606S	11/16-16	-06	72,6 2.86	35,3 1.39	6,1 .24	10,9 .43
0808S	13/16-16	-08	83,8 3.30	41,9 1.65	9,4 .37	15,0 .59
1010S	1-14	-10	91,9 3.62	51,1 2.01	11,7 .46	16,5 .65
1212S	13/16-12	-12	106,9 4.21	59,4 2.34	14,7 .58	21,1 .83
1616S	17/16-12	-16	124,7 4.91	71,1 2.80	19,3 .76	23,9 .94
*2020S	111/16-12	-20	145,8 5.74	84,8 3.34	25,7 1.01	25,4 1.00

ORS Swivel 90° Elbow Short Drop

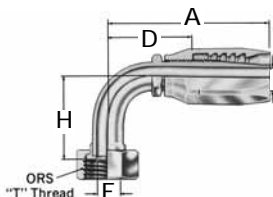
FJ9730-



Dash Size	Flange Head Dia.	Hose Size	A	D	EØ	H
FJ9730-			mm in	mm in	mm in	mm in
0404S	9/16-18	-04	61,5 2.42	30,7 1.21	3,8 .15	20,8 .82
0606S	11/16-16	-06	69,1 2.72	31,8 1.25	6,1 .24	22,9 .90
0808S	13/16-16	-08	76,7 3.02	35,1 1.38	9,4 .37	29,2 1.15
1010S	1-14	-10	83,3 3.28	42,4 1.67	11,7 .46	32,3 1.27
1212S	13/16-12	-12	104,4 4.11	56,9 2.24	14,7 .58	47,8 1.88
1616S	17/16-12	-16	122,9 4.84	69,3 2.73	19,3 .76	56,1 2.21
*2020S	111/16-12	-20	144,0 5.67	82,8 3.26	25,7 1.01	63,8 2.51

ORS Swivel 90° Elbow Long Drop

FJ9731-



Dash Size	Flange Head Dia.	Hose Size	A	D	EØ	H
FJ9731-			mm in	mm in	mm in	mm in
0404S	9/16-18	-04	61,5 2.42	30,7 1.21	3,8 .15	45,7 1.80
0606S	11/16-16	-06	72,4 2.85	34,8 1.37	6,1 .24	54,1 2.13
0808S	13/16-16	-08	80,0 3.15	38,1 1.50	9,4 .37	63,8 2.51
1010S	1-14	-10	83,3 3.28	42,4 1.67	11,7 .46	70,1 2.76
1212S	13/16-12	-12	104,4 4.11	56,9 2.24	14,7 .58	96,0 3.78
1616S	17/16-12	-16	122,9 4.84	69,3 2.73	19,3 .76	114,3 4.50
*2020S	111/16-12	-20	144,0 5.67	82,8 3.26	25,7 1.01	129,3 5.09

NOTE: For flanges, split flange halves, kits and o-rings, see pages 190-195.

Note: For correct socket part number, see page 65.

*FC310 only

Reusable Fittings

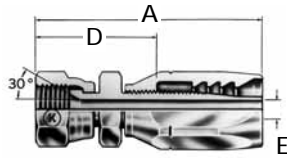
Hi-Pac

For use with Hose:

FC310, FC510

30° Swivel-Metric
Threads Special
Komatsu

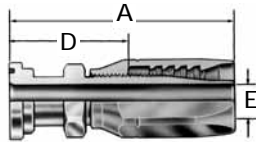
FJ7201-



Dash Size	Thread	Hose Size	A		D		EØ	
			mm	in	mm	in	mm	in
FJ7201-								
0306S	M18x1.5	-06	79,0	3.11	41,7	1.64	6,4	.25
0408S	M22x1.5	-08	84,3	3.32	42,2	1.66	9,4	.37
0510S	M24x1.5	-10	90,9	3.58	50,0	1.97	12,7	.50
0612S	M30x1.5	-12	103,6	4.08	56,4	2.22	15,5	.61
1016S	M33x1.5	-16	123,4	4.86	70,1	2.76	20,3	.80
1220S	M36x1.5	-20	138,7	5.46	77,7	3.06	24,1	.95

Komatsu Split Flange

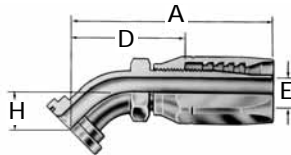
FJ7202-



Dash Size	Flange Head Dia.		Hose Size	A		D		EØ	
	mm	in		mm	in	mm	in	mm	in
FJ7202-									
1010S	34,3	1.35	-10	114,8	4.52	73,9	2.91	11,7	.46

Komatsu Split Flange
45° Elbow

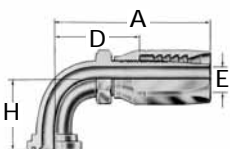
FJ7203-



Dash Size	Flange Head Dia.		Hose Size	A		D		EØ		H	
	mm	in		mm	in	mm	in	mm	in	mm	in
FJ7203-											
1010S	34,3	1.35	-10	96,5	3.80	55,6	2.19	11,7	.46	21,8	.86

Komatsu Split Flange
90° Elbow

FJ7204-



Dash Size	Flange Head Dia.		Hose Size	A		D		EØ		H	
	mm	in		mm	in	mm	in	mm	in	mm	in
FJ7204-											
1010S	34,3	1.35	-10	89,7	3.53	48,8	1.92	11,7	.46	76,7	3.02

Note: For correct socket part number, see page 65.

*FC310 only

Komatsu split flange fittings require the use of a special o-ring.

SPECIALTY &
TRUCK HOSE

LOW & MEDIUM
PRESSURE HOSE

HIGH PRESSURE HOSE

HOSE FITTINGS

ADAPTERS &
TUBE FITTINGS

ACCESSORIES &
ASSEMBLY INSTRUCTIONS

HOSE ASSEMBLY
EQUIPMENT

APPENDICIES

Reusable Fittings

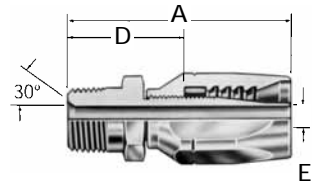
100R2 Skive Style

For use with Hose:

2766, 2781¹, FC195¹

Male Pipe

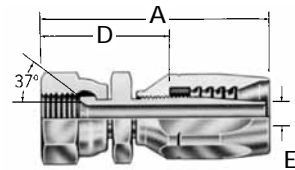
4722-



Dash Size	Thread	Hose Size	A		D		EØ	
			mm	in	mm	in	mm	in
4722-								
4-4S	1/4-18	-04	63,5	2.50	32,0	1.26	4,3	.17
6-4S	3/8-18	-04	65,0	2.56	33,5	1.32	4,3	.17
6-6S	3/8-18	-06	69,9	2.75	32,5	1.28	7,9	.31
6-8S	3/8-18	-08	72,1	2.84	33,5	1.32	9,9	.39
8-8S	1/2-14	-08	74,5	3.09	40,1	1.58	9,9	.39
8-10S	1/2-14	-10	80,8	3.18	41,4	1.63	12,7	.50
12-12S	3/4-14	-12	91,7	3.61	44,2	1.74	15,5	.61
16-12S	1-11 1/2	-12	99,6	3.92	52,3	2.06	15,5	.61
16-16S	1-11 1/2	-16	111,8	4.40	59,9	2.36	20,8	.82
20-20S	1 1/4-11 1/2	-20	124,5	4.90	65,8	2.59	26,7	1.05
24-24S	1 1/2-11 1/2	-24	126,5	4.98	69,6	2.74	32,5	1.28
32-32S	2-11 1/2	-32	139,7	5.50	77,5	3.05	44,5	1.75

SAE 37° (JIC) Swivel

4721-

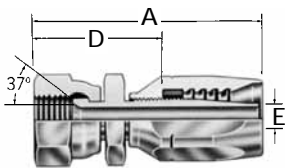


Dash Size	Thread	Hose Size	A		D		EØ	
			mm	in	mm	in	mm	in
4721-								
4-4S	7/16-20	-04	67,1	2.64	35,8	1.41	4,3	.17
5-4S	1 1/2-20	-04	69,1	2.72	37,8	1.49	4,3	.17
6-4S	9/16-18	-04	70,9	2.79	39,6	1.56	4,3	.17
6-6S	9/16-18	-06	75,7	2.98	38,4	1.51	6,6	.26
8-6S	3/4-16	-06	79,0	3.11	41,4	1.63	7,9	.31
8-8S	3/4-16	-08	81,3	3.20	42,7	1.68	9,9	.39
10-8S	7/8-14	-08	84,1	3.31	45,7	1.80	9,9	.39
12-8S	1 1/16-12	-08	86,4	3.40	48,0	1.89	9,9	.39
10S	7/8-14	-10	86,4	3.40	47,0	1.85	12,7	.50
12-10S	1 1/16-12	-10	88,9	3.50	49,3	1.94	12,7	.50
12S	1 1/16-12	-12	98,0	3.86	50,5	1.99	15,5	.61
14-12S	1 3/16-12	-12	100,1	3.94	52,3	2.06	15,5	.61
16-12S	1 5/16-12	-12	101,6	4.00	54,1	2.13	15,5	.61
16S	1 5/16-12	-16	113,8	4.48	61,7	2.43	20,8	.82
20S	1 5/8-12	-20	129,5	5.10	70,6	2.78	26,7	1.05
24S	1 7/8-12	-24	131,1	5.16	74,4	2.93	32,5	1.28
32S	2 1/2-12	-32	149,9	5.90	88,1	3.47	44,5	1.75

SAE 37° (JIC) Swivel

4721-

316 stainless steel
259-4721-



Dash Size	Thread	Hose Size	A		D		EØ	
			mm	in	mm	in	mm	in
259-4721-								
4-4	7/16-20	-04	67,1	2.64	35,8	1.41	4,3	.17
6-4	9/16-18	-04	70,9	2.79	39,6	1.56	4,3	.17
6-6	9/16-18	-06	75,7	2.98	38,4	1.51	6,6	.26
8-6	3/4-16	-06	79,0	3.11	41,7	1.64	7,9	.31
8-8	3/4-16	-08	81,3	3.20	42,7	1.68	9,9	.39
10-8	7/8-14	-08	84,1	3.31	45,7	1.80	9,9	.39
10	7/8-14	-10	86,4	3.40	47,0	1.85	12,7	.50
12	1 1/16-12	-12	98,0	3.86	50,5	1.99	15,5	.61
16	1 5/16-12	-16	113,8	4.48	61,5	2.42	20,8	.82

Note: For correct socket part number, see page 65.

¹SAE 100R2 pressures only.

Reusable Fittings

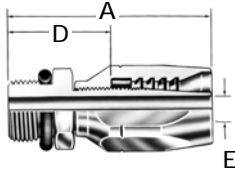
For use with Hose:

100R2 Skive Style

2766, 2781¹, FC195¹

SAE Male O-Ring Boss

190464†-

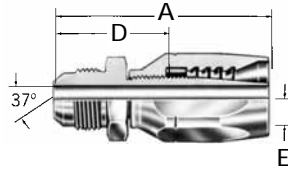


Dash Size	Thread	Hose Size	A		D		EØ	
			mm	in	mm	in	mm	in
190464-			mm	in	mm	in	mm	in
8S	3/4-16	-08	68,8	2.71	30,5	1.20	9,9	.39
10-8S	7/8-14	-08	72,1	2.84	33,8	1.33	9,9	.39
12-8S	1 1/16-12	-08	76,2	3.00	37,8	1.49	9,9	.39
12S	1 1/16-12	-12	87,9	3.46	40,3	1.59	15,5	.61
14-12S	1 3/16-12	-12	87,9	3.46	40,3	1.59	15,5	.61
16S	1 5/8-12	-16	99,8	3.93	47,5	1.87	20,8	.82
20S	1 5/8-12	-20	111,8	4.40	52,6	2.07	26,7	1.05
24S	1 7/8-12	-24	109,5	4.31	52,6	2.07	32,5	1.28
32S	2 1/2-12	-32	118,9	4.68	56,6	2.23	44,5	1.75

†O-ring not included. See page 195 for o-rings.

SAE 37° (JIC) Male Flare

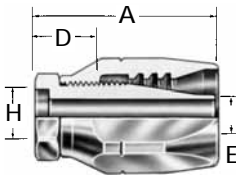
4725-



Dash Size	Thread	Hose Size	A		D		EØ	
			mm	in	mm	in	mm	in
4725-			mm	in	mm	in	mm	in
4-4S	7/16-20	-4	63,2	2.49	31,8	1.25	4,3	.17
5-4S	1/2-20	-4	63,2	2.49	31,8	1.25	4,3	.17
6-4S	9/16-18	-4	64,8	2.55	33,8	1.33	4,3	.17
6-6S	9/16-18	-6	69,9	2.75	32,5	1.28	7,6	.30
8-6S	3/4-16	-6	73,9	2.91	36,6	1.44	7,9	.31
8-8S	3/4-16	-8	75,9	2.99	37,6	1.48	9,9	.39
10-8S	7/8-14	-8	78,7	3.10	40,3	1.59	9,9	.39
10S	7/8-14	-10	81,0	3.19	41,7	1.64	13,0	.51
12-8S	1 1/16-12	-8	82,8	3.26	44,5	1.75	9,9	.39
12-10S	1 1/16-12	-10	85,3	3.36	46,0	1.81	12,7	.50
12S	1 1/16-12	-12	94,5	3.72	47,0	1.85	15,5	.61
14-12S	1 3/16-12	-12	95,5	3.76	47,8	1.88	15,5	.61
16-12S	1 5/16-12	-12	99,1	3.90	51,6	2.03	15,5	.61
16S	1 5/16-12	-16	111,3	4.38	59,2	2.33	20,8	.82
20S	1 5/8-12	-12	124,2	4.89	65,5	2.58	26,7	1.05
24S	1 7/8-12	-24	128,5	5.06	71,6	2.82	32,5	1.28

Lifesaver*

191000-



Dash Size	Tube Size	Hose Size	A		D		EØ		H	
			mm	in	mm	in	mm	in	mm	in
191000-			mm	in	mm	in	mm	in	mm	in
4S	1/4	-04	51,6	2.03	6,4	.25	20,3	.80	4,3	.17
6S	3/8	-06	56,4	2.22	9,7	.38	19,1	.75	7,9	.31
8-6S	1/2	-06	58,9	2.32	12,7	.50	21,3	.84	7,9	.31
8S	1/2	-08	60,9	2.40	12,7	.50	22,6	.89	9,9	.39
10-8S	5/8	-08	60,9	2.40	15,7	.62	22,6	.89	9,9	.39
10S	5/8	-10	63,5	2.50	15,7	.62	23,9	.94	12,7	.50
12S	3/4	-12	72,6	2.86	19,1	.75	25,1	.99	15,5	.61
16-12S	1	-12	72,6	2.86	25,4	1.00	25,1	.99	15,5	.61
16S	1	-16	84,8	3.34	25,4	1.00	32,8	1.29	20,8	.82
20-16S	1 1/4	-16	87,9	3.46	31,8	1.25	36,1	1.42	20,8	.82
24-16S	1 1/2	-16	89,7	3.53	38,1	1.50	37,6	1.48	20,8	.82
16-20S	1	-20	100,1	3.94	25,4	1.00	41,1	1.62	20,8	.82
20-20S	1 1/4	-20	100,1	3.94	31,8	1.25	41,1	1.62	26,7	1.05
24-20S	1 1/2	-20	101,6	4.00	38,1	1.50	42,7	1.68	26,7	1.05
20-24S	1 1/4	-24	99,3	3.91	31,8	1.25	42,7	1.68	26,7	1.05
24S	1 1/2	-24	99,3	3.91	38,1	1.50	42,7	1.68	32,5	1.28
32S	2	-32	110,2	4.34	50,8	2.00	41,7	1.64	44,5	1.75

B dimension is counterbore diameter for mating tubing.

Also available with metric and jump size counterbores.

Note: For correct socket part number, see page 65.

¹SAE 100R2 pressures only.

Reusable Fittings

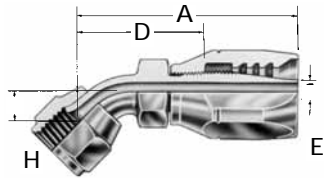
100R2 Skive Style

For use with Hose:

2766, 2781¹, FC195¹

SAE 37° (JIC) Swivel 45° Elbow

190287-



Dash Size	Thread	Hose Size	A		D		EØ		H	
			mm	in	mm	in	mm	in	mm	in
190287-										
4S	7/16-20	-04	63,8	2.51	32,5	1.28	4,3	.17	8,4	.33
6S	9/16-18	-06	71,6	2.82	34,3	1.35	7,9	.31	9,9	.39
8-6S	3/4-16	-06	80,5	3.17	43,8	1.70	7,9	.31	14,0	.55
8S	3/4-16	-08	82,8	3.26	44,5	1.75	9,9	.39	14,0	.55
10-8S	7/8-14	-08	87,6	3.45	49,3	1.94	9,9	.39	16,3	.64
10S	7/8-14	-10	89,9	3.54	50,5	1.99	12,7	.50	16,3	.64
12S	1 1/16-12	-12	105,4	4.15	57,9	2.28	15,5	.61	19,8	.78
16S	1 5/16-12	-16	127,8	5.03	75,4	2.97	20,8	.82	27,2	1.07
20S	1 5/8-12	-20	149,4	5.88	90,4	3.56	26,7	1.05	31,0	1.22

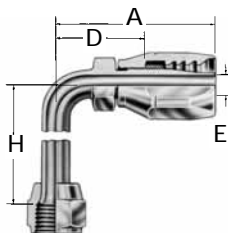
SAE 37° (JIC) Swivel

90° Elbow (Short)

190264-

90° Elbow (Long)

190263-



Dash Size	Thread	Hose Size	A		D		EØ		H	
			mm	in	mm	in	mm	in	mm	in
190264-										
4S	7/16-20	-04	60,9	2.40	29,7	1.17	4,3	.17	17,3	.68
6S	9/16-18	-06	69,1	2.72	31,8	1.25	7,9	.31	21,6	.85
8-6S	3/4-16	-06	74,7	2.94	37,1	1.46	7,9	.31	27,7	1.09
8S	3/4-16	-08	76,7	3.02	38,6	1.52	9,9	.39	27,7	1.09
10-8S	7/8-14	-08	80,0	3.15	41,7	1.64	9,9	.39	31,2	1.23
10S	7/8-14	-10	82,3	3.24	42,9	1.69	12,7	.50	31,2	1.23
12S	1 1/16-12	-12	104,4	4.11	56,9	2.24	15,5	.61	46,2	1.82
16S	1 5/16-12	-16	122,9	4.84	70,9	2.79	20,8	.82	60,7	2.39
20S	1 5/8-12	-20	144,3	5.68	85,3	3.36	26,7	1.05	69,9	2.75
190263-										
4S	7/16-20	-04	60,9	2.40	29,7	1.17	4,3	.17	45,7	1.80
6S	9/16-18	-06	69,1	2.72	31,8	1.25	7,9	.31	55,4	2.18
8-6S	3/4-16	-06	77,7	3.06	40,3	1.59	7,9	.31	61,7	2.43
8S	3/4-16	-08	80,0	3.15	41,7	1.64	9,9	.39	61,7	2.43
10-8S	7/8-14	-08	86,4	3.40	48,0	1.89	9,9	.39	65,3	2.57
10S	7/8-14	-10	88,9	3.50	49,3	1.94	12,7	.50	65,3	2.57
12S	1 1/16-12	-12	104,4	4.11	56,9	2.24	15,5	.61	94,7	3.73
16S	1 5/16-12	-16	122,9	4.84	70,6	2.78	20,8	.82	116,3	4.58
20S	1 5/8-12	-20	144,3	5.68	85,3	3.36	26,7	1.05	140,5	5.53

NOTE: For socket part numbers, see page 65.

¹SAE 100R2 pressures only.

Reusable Fittings

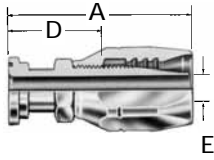
100R2 Skive Style

For use with Hose:

2766, 2781¹, FC195¹

Code 61 SAE J518 Straight Split Flange

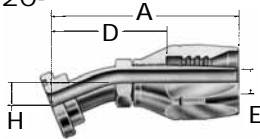
4744-



Dash Size	Flange Head Dia.		Hose Size	A		D		EØ	
	mm	in		mm	in	mm	in	mm	in
4744-									
8S	30,2	1.19	-08	77,0	3.03	38,6	1.52	9,9	.39
12-8S	38,1	1.50	-08	78,0	3.07	39,6	1.56	9,9	.39
12S	38,1	1.50	-12	89,7	3.53	42,2	1.66	15,5	.61
16-12S	44,5	1.75	-12	99,6	3.92	52,1	2.05	15,5	.61
16S	44,5	1.75	-16	118,1	4.65	65,8	2.59	20,8	.82
20-16S	50,8	2.00	-16	118,1	4.65	66,0	2.60	20,8	.82
24-16S	60,5	2.38	-16	119,9	4.72	67,6	2.66	20,8	.82
16-20S	44,5	1.75	-20	142,5	5.61	83,6	3.29	20,8	.82
20S	50,8	2.00	-20	133,4	5.25	74,4	2.93	26,7	1.05
24-20S	60,5	2.38	-20	133,4	5.25	74,4	2.93	26,7	1.05
24S	60,5	2.38	-24	140,0	5.51	83,1	3.27	32,5	1.28
20-24S	50,8	2.00	-24	132,6	5.22	75,9	2.99	26,7	1.05
32-24S	71,4	2.81	-24	140,0	5.51	83,1	3.27	32,5	1.28
32S	71,4	2.81	-32	161,8	6.37	99,8	3.93	44,5	1.75

Code 61 SAE J518 22½° Split Flange

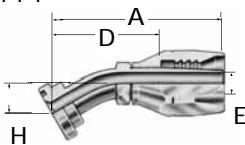
4720-



Dash Size	Flange Head Dia.		Hose Size	A		D		EØ		H	
	mm	in		mm	in	mm	in	mm	in		
4720-											
8S	30,2	1.19	-08	95,5	3.76	57,2	2.25	9,9	.39	12,7	.50
12S	38,1	1.50	-12	107,2	4.22	62,0	2.44	15,5	.61	12,7	.50
16-12S	44,5	1.75	-12	109,7	4.32	62,0	2.44	15,5	.61	12,7	.50
16S	44,5	1.75	-16	122,9	4.84	70,9	2.79	20,8	.82	12,7	.50
20-16S	50,8	2.00	-16	122,9	4.84	70,9	2.79	20,8	.82	12,7	.50
20S	50,8	2.00	-20	139,4	5.49	80,5	3.17	26,7	1.05	12,7	.50
24S	60,5	2.38	-24	140,2	5.52	83,3	3.28	32,5	1.28	12,7	.50
32S	71,4	2.81	-32	153,4	6.04	91,4	3.60	44,5	1.75	12,7	.50

Code 61 SAE J518 30° Split Flange

190414-



Dash Size	Flange Head Dia.		Hose Size	A		D		EØ		H	
	mm	in		mm	in	mm	in	mm	in		
190414-											
12S	38,1	1.50	-12	111,3	4.38	63,8	2.51	15,5	.61	17,5	.69
16-12S	44,5	1.75	-12	111,3	4.38	63,8	2.51	15,5	.61	17,5	.69
20-12S	50,8	2.00	-12	111,3	4.38	63,8	2.51	15,5	.61	17,5	.69
16S	44,5	1.75	-16	117,1	4.61	65,0	2.56	20,8	.82	12,7	.50
20-16S	50,8	2.00	-16	117,1	4.61	65,0	2.56	20,8	.82	12,7	.50
16-20S	44,5	1.75	-20	153,9	6.06	95,0	3.74	26,7	1.05	24,4	.96
20S	50,8	2.00	-20	153,9	6.06	95,0	3.74	26,7	1.05	24,4	.96
24-20S	60,5	2.38	-20	153,9	6.06	95,0	3.74	26,7	1.05	24,4	.96
32-20S	71,4	2.81	-20	155,4	6.12	96,5	3.80	26,7	1.05	25,1	.99
20-24S	50,8	2.00	-24	138,4	5.45	81,8	3.22	32,5	1.28	14,7	.58
24S	60,5	2.38	-24	138,4	5.45	81,8	3.22	32,5	1.28	14,7	.58
32-24S	71,4	2.81	-24	138,4	5.45	81,8	3.22	32,5	1.28	14,7	.58
32S	71,4	2.81	-32	155,7	6.13	93,7	3.69	44,5	1.75	16,5	.65

NOTE: For flanges, split flange halves, kits and o-rings, see pages 190-195.

NOTE: For socket part numbers, see page 65.

¹SAE 100R2 pressures only.

Reusable Fittings

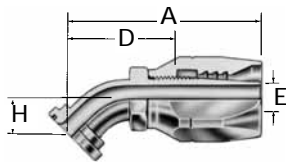
100R2 Skive Style

For use with Hose:

2766, 2781¹, FC195¹

Code 61 SAE J518
45° Split Flange

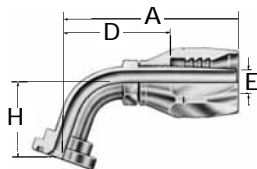
4745-



Dash Size	Flange Head Dia.		Hose Size	A		D		EØ		H	
	mm	in		mm	in	mm	in	mm	in	mm	in
4745-											
8S	30,2	1.19	-08	94,2	3.71	55,9	2.20	9,9	.39	25,4	1.00
12-8S	38,1	1.50	-08	94,2	3.71	55,9	2.20	9,9	.39	25,4	1.00
16-10S	44,5	1.75	-10	99,3	3.91	59,7	2.35	12,7	.50	25,4	1.00
12S	38,1	1.50	-12	110,2	4.34	62,7	2.47	15,5	.61	25,4	1.00
16-12S	44,5	1.75	-12	111,3	4.39	64,0	2.52	15,5	.61	25,4	1.00
20-12S	50,8	2.00	-12	111,3	4.38	64,0	2.52	15,5	.61	25,4	1.00
24-12S	60,5	2.38	-12	113,0	4.45	65,0	2.56	15,5	.61	26,7	1.05
32-12S	71,4	2.81	-12	111,0	4.37	63,5	2.50	15,5	.61	25,1	.99
16S	44,5	1.75	-16	129,3	5.09	77,2	3.04	20,8	.82	28,4	1.12
20-16S	50,8	2.00	-16	129,3	5.09	77,2	3.04	20,8	.82	28,4	1.12
24-16S	60,5	2.38	-16	130,3	5.13	78,2	3.08	20,8	.82	29,7	1.17
16-20S	44,5	1.75	-20	144,3	5.68	85,3	3.36	20,8	.82	28,4	1.12
20S	50,8	2.00	-20	146,8	5.78	87,9	3.46	26,7	1.05	28,4	1.12
24-20S	60,5	2.38	-20	146,8	5.78	87,9	3.46	26,7	1.05	28,4	1.12
32-20S	71,4	2.81	-20	148,1	5.83	89,2	3.51	26,7	1.05	29,7	1.17
20-24S	50,8	2.00	-24	146,3	5.76	89,7	3.53	26,7	1.05	28,4	1.12
24S	60,5	2.38	-24	149,1	5.87	92,2	3.63	32,5	1.28	28,4	1.12
32-24S	71,4	2.81	-24	148,8	5.86	92,2	3.63	32,5	1.28	28,4	1.12
32S	71,4	2.81	-32	168,4	6.63	106,4	4.19	44,5	1.75	31,8	1.25
40-32S	84,1	3.31	-32	169,4	6.67	107,4	4.23	44,5	1.75	33,0	1.30

Code 61 SAE J518
67¹/₂° Split Flange

4767-



Dash Size	Flange Head Dia.		Hose Size	A		D		EØ		H	
	mm	in		mm	in	mm	in	mm	in	mm	in
4767-											
8S	30,2	1.19	-08	88,1	3.47	49,8	1.96	9,9	.39	35,1	1.38
12S	38,1	1.50	-12	111,0	4.37	63,5	2.50	15,5	.61	41,1	1.62
16-12S	44,5	1.75	-12	111,0	4.37	63,5	2.50	15,5	.61	41,1	1.62
16S	44,5	1.75	-16	128,7	5.07	76,7	3.02	20,8	.82	44,5	1.75
20-16S	50,8	2.00	-16	128,7	5.07	76,7	3.02	20,8	.82	44,5	1.75
20S	50,8	2.00	-20	149,4	5.88	90,4	3.56	26,7	1.05	47,8	1.88
24S	60,5	2.38	-24	154,4	6.08	97,5	3.84	32,5	1.28	50,8	2.00
32S	71,4	2.81	-32	176,3	6.94	114,3	4.50	44,5	1.75	57,2	2.25

NOTE: For flanges, split flange halves, kits and o-rings, see pages 190-195.

NOTE: For socket part numbers, see page 65.

¹SAE 100R2 pressures only.

Reusable Fittings

100R2 Skive Style

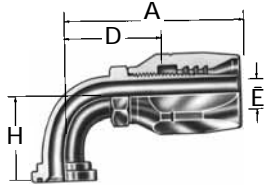
For use with Hose:

2766, 2781¹, FC195¹

Code 61 SAE J518

90° Split Flange

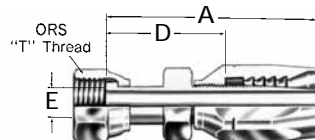
4790-



Dash Size	Thread		Hose Size	A		D		EØ		H	
	mm	in		mm	in	mm	in	mm	in	mm	in
4790-											
8S	30,2	1.19	-08	80,0	3.15	41,7	1.64	9,9	.39	41,1	1.62
12-8S	38,1	1.50	-08	80,0	3.15	41,7	1.64	9,9	.39	41,1	1.62
16-8S	44,5	1.75	-08	80,0	3.15	41,7	1.64	9,9	.39	45,2	1.78
12-10S	38,1	1.50	-10	88,9	3.50	49,3	1.94	12,7	.50	51,6	2.03
16-10S	44,5	1.75	-10	88,9	3.50	49,3	1.94	12,7	.50	53,8	2.12
8-12S	30,2	1.19	-12	91,7	3.61	44,2	1.74	9,4	.37	41,1	1.62
12S	38,1	1.50	-12	104,4	4.11	56,9	2.24	15,5	.61	53,8	2.12
16-12S	44,5	1.75	-12	104,4	4.11	56,9	2.24	15,5	.61	53,8	2.12
20-12S	50,8	2.00	-12	104,4	4.11	56,9	2.24	15,5	.61	53,8	2.12
24-12S	60,5	2.38	-12	104,4	4.11	56,9	2.24	15,5	.61	56,4	2.22
12-16S	38,1	1.50	-16	116,6	4.59	64,5	2.54	20,8	.82	53,8	2.12
16S	44,5	1.75	-16	122,9	4.84	70,9	2.79	20,8	.82	60,5	2.38
20-16S	50,8	2.00	-16	122,9	4.84	70,9	2.79	20,8	.82	60,5	2.38
24-16S	60,5	2.38	-16	122,9	4.84	70,9	2.79	20,8	.82	62,0	2.44
32-16S	71,4	2.81	-16	122,9	4.84	70,9	2.79	20,8	.82	59,4	2.34
16-20S	44,5	1.75	-20	138,2	5.44	79,2	3.12	20,8	.82	60,5	2.38
20S	50,8	2.00	-20	144,3	5.68	85,3	3.36	26,7	1.05	63,5	2.50
24-20S	60,5	2.38	-20	144,3	5.68	85,3	3.36	26,7	1.05	63,5	2.50
32-20S	71,4	2.81	-20	144,3	5.68	85,3	3.36	26,7	1.05	65,0	2.56
20-24S	50,8	2.00	-24	143,8	5.66	86,9	3.42	26,7	1.05	63,5	2.50
24S	60,5	2.38	-24	150,1	5.91	93,5	3.68	32,5	1.28	69,9	2.75
32-24S	71,4	2.81	-24	150,1	5.91	93,5	3.68	32,5	1.28	69,9	2.75
32S	71,4	2.81	-32	173,7	6.84	111,8	4.40	44,5	1.75	82,6	3.25
40-32S	84,1	3.31	-32	173,7	6.84	111,8	4.40	44,5	1.75	84,1	3.31

ORS Swivel Straight

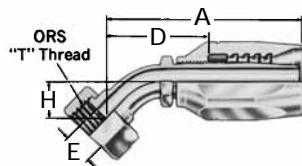
FJ9732-



Dash Size	Thread	Hose Size	A		D		EØ	
			mm	in	mm	in	mm	in
FJ9732-								
0404S	9/16-18	-04	69,9	2.75	38,6	1.52	4,3	.17
0606S	11/16-16	-06	76,7	3.02	39,4	1.55	6,6	.26
0808S	13/16-16	-08	86,4	3.40	48,0	1.89	9,9	.39
1010S	1-14	-10	90,9	3.58	51,6	2.03	12,7	.50
1212S	1 3/16-12	-12	102,9	4.05	55,4	2.18	15,5	.61
1616S	1 7/16-12	-16	121,4	4.78	69,3	2.73	20,8	.82
2020S	1 11/16-12	-20	135,1	5.32	76,2	3.00	26,7	1.05
2424S	2-12	-24	135,9	5.35	79,2	3.12	32,0	1.26

ORS Swivel 45° Elbow

FJ9733-



Dash Size	"T" Thread	Hose Size	A		D		EØ		H	
			mm	in	mm	in	mm	in	mm	in
FJ9733-										
0404S	9/16-18	-04	66,5	2.62	35,3	1.39	3,8	.15	10,4	.41
0606S	11/16-16	-06	72,6	2.86	35,3	1.39	6,1	.24	10,9	.43
0808S	13/16-16	-08	83,8	3.30	45,5	1.79	9,4	.37	15,0	.59
1010S	1-14	-10	91,2	3.59	51,6	2.03	11,7	.46	16,5	.65
1212S	1 3/16-12	-12	106,9	4.21	59,4	2.34	14,7	.58	21,1	.83
1616S	1 7/16-12	-16	124,7	4.91	72,4	2.85	19,3	.76	23,9	.94
2020S	1 11/16-12	-20	146,3	5.76	87,4	3.44	25,7	1.01	25,4	1.00
2424S	2-12	-24	147,6	5.81	90,9	3.58	32,0	1.26	27,2	1.07

NOTE: For flanges, split flange halves, kits and o-rings, see pages 190-195.

NOTE: For socket part numbers, see page 65.

¹SAE 100R2 pressures only.

Reusable Fittings

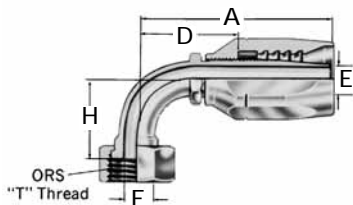
For use with Hose:

2766, 2781¹, FC195¹

100R2 Skive Style

ORS Swivel 90° Elbow Short Drop

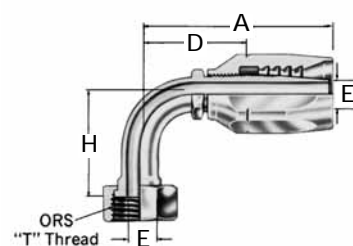
FJ9734-



Dash Size	"T" Thread	Hose Size	A		D		EØ		H	
			mm	in	mm	in	mm	in	mm	in
FJ9734-										
0404S	9/16-18	-04	62,7	2.47	31,2	1.23	3,8	.15	20,8	.82
0606S	11/16-16	-06	69,1	2.72	31,8	1.25	6,1	.24	22,9	.90
0808S	13/16-16	-08	76,7	3.02	38,6	1.52	9,4	.37	29,2	1.15
1010S	1-14	-10	82,3	3.24	42,9	1.69	11,7	.46	32,3	1.27
1212S	13/16-12	-12	104,4	4.11	56,9	2.24	14,7	.58	47,8	1.88
1616S	17/16-12	-16	122,9	4.84	70,6	2.78	19,3	.76	56,1	2.21
2020S	111/16-12	-20	144,3	5.68	85,3	3.36	25,7	1.01	63,8	2.51
2424S	2-12	-24	150,1	5.91	93,5	3.68	32,0	1.26	68,6	2.70

ORS Swivel 90° Elbow Long Drop

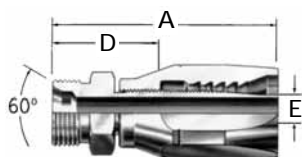
FJ9735-



Dash Size	"T" Thread	Hose Size	A		D		EØ		H	
			mm	in	mm	in	mm	in	mm	in
FJ9735-										
0404S	9/16-18	-04	66,5	2.62	35,3	1.39	3,8	.15	45,7	1.80
0606S	11/16-16	-06	72,4	2.85	34,8	1.37	6,1	.24	54,1	2.13
0808S	13/16-16	-08	80,0	3.15	41,7	1.64	9,4	.37	63,8	2.51
1010S	1-14	-10	82,3	3.24	42,9	1.69	11,7	.46	70,1	2.76
1212S	13/16-12	-12	104,4	4.11	56,9	2.24	14,7	.58	96,0	3.78
1616S	17/16-12	-16	122,9	4.84	70,6	2.78	19,3	.76	114,3	4.50
2020S	111/16-12	-20	144,3	5.68	85,3	3.36	25,7	1.01	129,3	5.09
2424S	2-12	-24	150,1	5.91	93,5	3.68	32,0	1.26	140,7	5.54

BSP Male

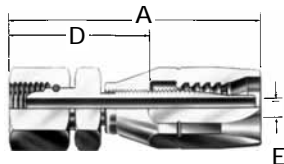
07.020-



Dash Size	Thread	Hose Size	A		D		EØ	
			mm	in	mm	in	mm	in
07.020-								
4-4	1/4-19	-04	62,5	2.46	31	1.22	4,0	.16
6-6	3/8-19	-06	69	2.72	31,5	1.24	8,0	.31
8-8	1/2-14	-08	73	2.87	34,5	1.36	10,0	.39
10-10	5/8-14	-10	78,5	3.09	39	1.54	13,0	.51
12-10	3/4-14	-10	79,5	3.13	40	1.57	13,0	.51
12-12	3/4-14	-12	89	3.50	41,5	1.63	15,5	.61
16-12	1-11	-12	92,5	3.64	45	1.77	15,5	.61
16-16	1-11	-16	104,5	4.11	52,5	2.07	20,5	.81
20-20	11/4-11	-20	116,5	4.59	57,5	2.26	26,5	1.04
24-24	11/2-11	-24	115,5	4.55	58,5	2.30	32,5	1.28
32-32	2-11	-32	130,5	5.14	68,5	2.70	44,5	1.75

BSP Female Swivel

07.420-



Dash Size	Thread	Hose Size	A		D		EØ	
			mm	in	mm	in	mm	in
07.420-								
4-4	1/4-19	-04	69	2.72	37,5	1.48	4,0	.16
6-6	3/8-19	-06	75,5	2.97	38	1.50	8,0	.31
8-6	1/2-14	-06	77	3.03	39,5	1.56	8,0	.31
8-8	1/2-14	-08	79	3.11	40,5	1.59	10,0	.39
10-8	5/8-14	-08	80,5	3.17	42	1.65	10,0	.39
10-10	5/8-14	-10	83	3.27	43,5	1.71	13,0	.51
12-10	3/4-14	-10	84,5	3.33	45	1.77	13,0	.51
12-12	3/4-14	-12	94	3.70	46,5	1.83	15,5	.61
16-12	1-11	-12	99	3.90	51,5	2.03	15,5	.61
16-16	1-11	-16	111	4.37	59	2.32	20,5	.81
20-16	11/4-11	-16	112	4.41	60	2.36	20,5	.81
20-20	11/4-11	-20	124	4.88	65	2.56	26,5	1.04
24-24	11/2-11	-24	125	4.92	68,5	2.70	32,5	1.28
32-32	2-11	-32	138	5.43	76,1	3.00	44,5	1.75

¹Approved to 100R2 pressures only.

NOTE: For correct socket part number, see page 65.

Reusable Fittings

100R2 Skive Style

For use with Hose:

2766, 2781¹, FC195¹

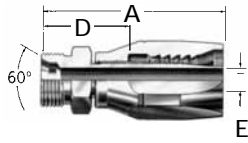
Male 60°

DIN 7631/7647

07.078-

For use with Hose:

2781, FC195

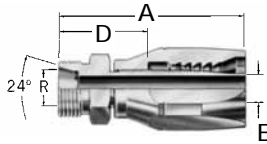


Dash Size	Thread	Hose Size	A		D		EØ	
			mm	in	mm	in	mm	in
07.078-			mm	in	mm	in	mm	in
4-4	M12 x 1.5	-04	61,0	2.40	29,5	1.16	4,0	.16
6-4	M14 x 1.5	-04	61,0	2.40	29,5	1.16	4,0	.16
8-6	M16 x 1.5	-06	66,0	2.60	28,5	1.12	8,0	.31
10-6	M18 x 1.5	-06	66,0	2.60	28,5	1.12	8,0	.31
13-8	M22 x 1.5	-08	70,0	2.76	31,5	1.24	10,0	.39
16-10	M26 x 1.5	-10	72,5	2.85	33,0	1.30	13,0	.51
20-12	M30 x 1.5	-12	84,0	3.31	36,5	1.44	15,5	.61
25-16	M38 x 1.5	-16	98,0	3.86	46,0	1.81	20,5	.81
32-20	M45 x 1.5	-20	110,0	4.33	51,0	2.01	26,5	1.04
40-24	M52 x 1.5	-24	110,0	4.33	53,0	2.09	32,5	1.28
50-32	M65 x 2	-32	122,0	4.80	60,0	2.36	44,5	1.75

Male 24°

DIN 3901/3902 I.Rh

07.013-

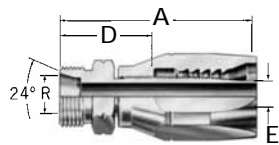


Dash Size	Thread	Hose Size	A		D		EØ		RØ	
			mm	in	mm	in	mm	in	mm	in
07.013-			mm	in	mm	in	mm	in	mm	in
6-4	M12 x 1.5	-04	61,0	2.40	29,5	1.16	4,0	.16	6,0	.24
8-4	M14 x 1.5	-04	61,0	2.40	29,5	1.16	4,0	.16	8,0	.31
10-6	M16 x 1.5	-06	67,0	2.64	29,5	1.16	8,0	.31	10,0	.39
12-6	M18 x 1.5	-06	77,0	2.64	29,5	1.16	8,0	.31	12,0	.47
15-8	M22 x 1.5	-08	70,0	2.76	31,5	1.24	10,0	.39	15,0	.59
18-10	M26 x 1.5	-10	72,5	2.85	33,0	1.30	13,0	.51	18,0	.71
22-12	M30 x 2	-12	86,0	3.39	38,5	1.52	15,5	.61	22,0	.87
28-16	M36 x 2	-16	98,0	3.86	46,0	1.81	20,5	.81	28,0	1.10
35-20	M45 x 2	-20	112,0	4.41	53,0	2.09	26,5	1.04	35,0	1.38
42-24	M52 x 2	-24	112,0	4.41	55,0	2.17	32,5	1.28	42,0	1.65

Male 24°

DIN 3901/3902 s.Rh

07.005-

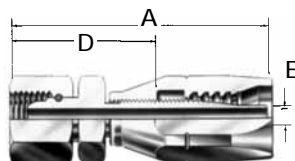


Dash Size	Thread	Hose Size	A		D		EØ		RØ	
			mm	in	mm	in	mm	in	mm	in
07.005-			mm	in	mm	in	mm	in	mm	in
8-4	M16 x 1.5	-04	63,0	2.48	31,5	1.24	4,0	.16	8,0	.31
10-4	M18 x 1.5	-04	63,0	2.48	31,5	1.24	4,0	.16	10,0	.39
12-6	M20 x 1.5	-06	68,0	2.68	30,5	1.20	8,0	.31	12,0	.47
14-6	M22 x 1.5	-06	70,0	2.76	32,5	1.28	8,0	.31	14,0	.55
16-8	M24 x 1.5	-08	70,0	2.83	33,5	1.32	10,0	.39	16,0	.63
20-10	M30 x 2	-10	72,0	3.09	39,0	1.54	13,0	.51	20,0	.79
25-12	M36 x 2	-12	90,0	3.54	42,5	1.67	15,5	.61	25,0	.98
30-16	M42 x 2	-16	104,0	4.09	52,0	2.05	20,5	.81	30,0	1.18
38-20	M52 x 2	-20	120,0	4.72	59,0	2.32	26,5	1.04	38,0	1.50

Female Swivel 60°

DIN 7631/7647

07.357-



Dash Size	Thread	Hose Size	A		D		EØ	
			mm	in	mm	in	mm	in
07.357-			mm	in	mm	in	mm	in
20-12	M30 x 1.5	-12	93,5	3.68	46,0	1.81	15,5	.61
25-16	M38 x 1.5	-16	108,0	4.25	56,0	.20	20,5	.81
32-20	M45 x 1.5	-20	122,0	4.80	63,0	2.48	26,5	1.04
40-24	M52 x 1.5	-24	119,5	4.70	62,5	2.46	32,5	1.28
50-32	M65 x 2	-32	133,5	5.26	71,5	2.81	44,5	1.75

*Rf dimension is tube O.D. and refers to mating component when not called out on the illustration.

NOTE: For correct socket part number, see page 65.

¹SAE 100R2 pressures only.

SPECIALTY & TRUCK HOSE

LOW & MEDIUM PRESSURE HOSE

HIGH PRESSURE HOSE

HOSE FITTINGS

ADAPTERS & TUBE FITTINGS

ACCESSORIES & ASSEMBLY INSTRUCTIONS

HOSE ASSEMBLY EQUIPMENT

APPENDICES

Reusable Fittings

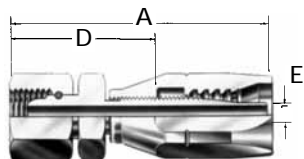
100R2 Skive Style

For use with Hose:

2766, 2781¹, FC195¹

Female Swivel 24°
DIN 3901/3902 I.Rh.

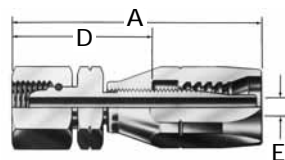
07.327-



Dash Size	Thread	Hose Size	A		D		EØ		H	
			mm	in	mm	in	mm	in	mm	in
07.327-										
4-4†	M12 x 1.5	-04	67,0	2.64	35,5	1.40	4,0	.16	6,0	.24
6-4†	M14 x 1.5	-04	67,0	2.64	35,5	1.40	4,0	.16	8,0	.31
8-6†	M16 x 1.5	-06	73,5	2.89	36,0	1.42	8,0	.31	10,0	.39
10-6†	M18 x 1.5	-06	73,5	2.89	36,0	1.42	8,0	.31	12,0	.47
13-8†	M22 x 1.5	-08	77,5	3.05	39,0	1.54	10,0	.39	15,0	.59
16-8†	M26 x 1.5	-08	80,5	3.17	42,0	1.65	10,0	.39	18,0	.71
16-10†	M26 x 1.5	-10	83,0	3.27	43,5	1.71	13,0	.51	18,0	.71
22-12	M30 x 2	-12	95,0	3.74	47,5	1.87	15,5	.61	22,0	.87
28-16	M36 x 2	-16	108,5	4.27	56,5	2.22	20,5	.81	28,0	1.10
35-20	M45 x 2	-20	121,5	4.78	62,5	2.46	26,5	1.04	35,0	1.38
42-24	M52 x 2	-24	122,0	4.80	65,0	2.56	32,5	1.28	42,0	1.65

Female Swivel 24°
DIN 3901/3902 s.Rh.

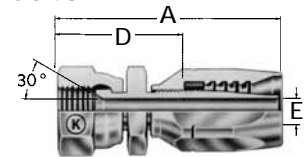
07.721-



Dash Size	Thread	Hose Size	A		D		EØ		H	
			mm	in	mm	in	mm	in	mm	in
07.721-										
8-4	M16 x 1.5	-04	68,5	2.70	37,0	1.46	4,0	.16	8,0	.31
10-4	M18 x 1.5	-04	68,5	2.70	37,0	1.46	4,0	.16	10,0	.39
12-6	M20 x 1.5	-06	75,5	2.97	38,0	1.50	8,0	.31	12,0	.47
14-6	M22 x 1.5	-06	75,5	2.97	38,0	1.50	8,0	.31	14,0	.55
16-8	M24 x 1.5	-08	79,5	3.13	41,0	1.61	10,0	.39	16,0	.63
20-10	M30 x 2	-10	85,5	3.37	46,0	1.81	13,0	.51	20,0	.79
20-12	M30 x 2	-12	95,0	3.74	47,5	1.87	15,5	.61	20,0	.79
25-12	M36 x 2	-12	96,0	3.78	48,5	1.91	15,5	.61	25,0	.98
30-16	M42 x 2	-16	109,0	4.29	57,0	2.24	20,5	.81	30,0	1.18
38-20	M52 x 2	-20	122,0	4.80	63,0	2.48	26,5	1.04	38,0	1.50

30° Swivel-Metric
Threads Special
Komatsu

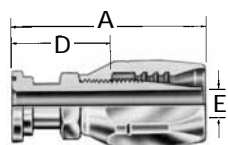
FC5432-



Dash Size	Thread	Hose Size	A		D		EØ	
			mm	in	mm	in	mm	in
FC5432-								
0306S	M18 x 1.5	-06	79,0	3.11	41,7	1.64	6,4	.25
0408S	M22 x 1.5	-08	84,3	3.32	45,7	1.80	9,4	.37
0510S	M24 x 1.5	-10	90,2	3.55	50,8	2.00	12,7	.50
0612S	M30 x 1.5	-12	103,6	4.08	56,1	2.21	15,5	.61
1016S	M33 x 1.5	-16	123,7	4.87	71,4	2.81	20,8	.82
1220S	M36 x 1.5	-20	139,2	5.48	80,0	3.15	24,1	.95
1424S	M42 x 1.5	-24	140,2	5.52	83,6	3.29	30,2	1.19

Komatsu Split Flange

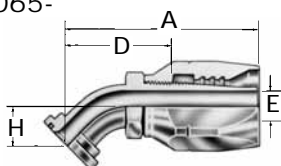
FJ9066-



Dash Size	Thread	Hose Size	A		D		EØ	
	mm in		mm	in	mm	in	mm	in
FJ9066-								
1010S	34,3 1.35	-10	113,8	4.48	74,4	2.93	11,7	.46

Komatsu Split Flange
45° Elbow

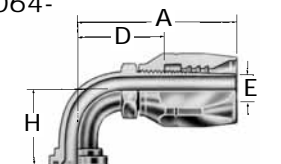
FJ9065-



Dash Size	Thread	Hose Size	A		D		EØ		H	
	mm in		mm	in	mm	in	mm	in	mm	in
FJ9065-										
1010S	34,3 1.35	-10	95,8	3.77	56,4	2.22	11,7	.46	21,8	.86

Komatsu Split Flange
90° Elbow

FJ9064-



Dash Size	Thread	Hose Size	A		D		EØ		H	
	mm in		mm	in	mm	in	mm	in	mm	in
FJ9064-										
1010S	34,3 1.35	-10	88,9	3.50	49,3	1.94	11,7	.46	51,3	2.02

¹Universal fitting also mates with DIN 7631/7647 60° connection

^{*}Rø dimension is tube O.D. and refers to mating component when not called out on the illustration.

NOTE: For correct socket part number, see page 65

¹SAE 100R2 pressures only.

Komatsu split flange fittings require the use of a special o-ring.

Reusable Fittings

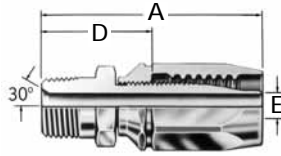
100R2 TTC

For use with Hose:

GH793¹

Male Pipe

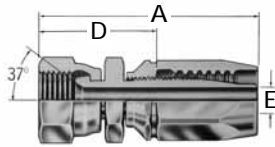
FC5985-



Dash Size	Thread	Hose Size	A		D		EØ	
			mm	in	mm	in	mm	in
FC5985-								
0404S	1/4-18	-04	63,5	2.50	33,8	1.33	4,3	.17
0606S	3/8-18	-06	69,9	2.75	35,8	1.41	7,9	.31
0608S	3/8-18	-08	72,1	2.84	33,3	1.31	9,9	.39
0808S	1/2-14	-08	74,5	3.09	40,1	1.58	9,9	.39
1212S	3/4-14	-12	91,7	3.61	44,2	1.74	15,5	.61
1616S	1-11 1/2	-16	111,8	4.40	59,7	2.35	20,8	.82

SAE 37° (JIC) Swivel

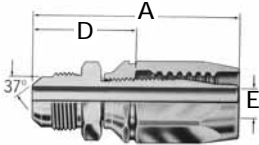
FC5988-



Dash Size	Thread	Hose Size	A		D		EØ	
			mm	in	mm	in	mm	in
FC5988-								
0404S	7/16-20	-04	67,1	2.64	37,3	1.47	4,3	.17
0606S	9/16-18	-06	75,7	2.98	41,7	1.64	7,9	.31
0808S	3/4-16	-08	81,3	3.20	42,7	1.68	9,9	.39
1212S	1 1/16-12	-12	98,0	3.86	50,5	1.99	15,5	.61
1616S	1 5/16-12	-16	113,8	4.48	61,7	2.43	20,8	.82

SAE 37° (JIC) Male Flare

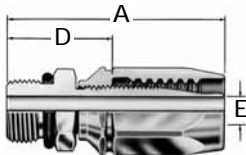
FC5986-



Dash Size	Thread	Hose Size	A		D		EØ	
			mm	in	mm	in	mm	in
FC5986-								
0404S	7/16-20	-04	63,2	2.49	33,5	1.32	4,3	.17
0606S	9/16-18	-06	69,9	2.75	35,8	1.41	7,6	.30
0808S	3/4-16	-08	75,9	2.99	37,6	1.48	9,9	.39
1212S	1 1/16-12	-12	94,5	3.72	47,0	1.85	15,5	.61
1616S	1 5/16-12	-16	111,3	4.38	59,2	2.33	20,8	.82

SAE Male O-Ring Boss**

FC5987-



Dash Size	Thread	Hose Size	A		D		EØ	
			mm	in	mm	in	mm	in
FC5987-								
0606S	9/16-18	-06	65,5	2.58	31,5	1.24	7,9	.31
0806S	3/4-16	-06	66,8	2.63	32,8	1.29	7,9	.31
0808S	3/4-16	-08	68,8	2.71	30,5	1.20	9,9	.39
1212S	1 1/16-12	-12	87,9	3.46	40,3	1.59	15,5	.61
1616S	1 5/16-12	-16	99,8	3.93	47,8	1.88	20,8	.82

NOTE: For socket part numbers, see page 65.

¹SAE 100R2 pressures only.

** See pages 194, 195 for o-rings.

SPECIALTY & TRUCK HOSE

LOW & MEDIUM PRESSURE HOSE

HIGH PRESSURE HOSE

HOSE FITTINGS

ADAPTERS & TUBE FITTINGS

ACCESSORIES & ASSEMBLY INSTRUCTIONS

HOSE ASSEMBLY EQUIPMENT

APPENDICIES

Reusable Fittings

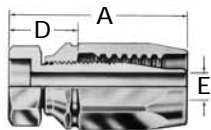
100R2 TTC

For use with Hose:

GH793¹

Lifesaver*

FC5989-

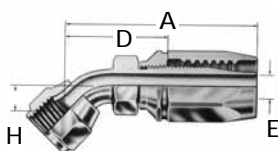


Dash Size	Tube Size	Hose Size	A		B*		D		EØ	
FC5989-			mm	in	mm	in	mm	in	mm	in
0404S	1/4	-04	51,6	2.03	6,4	.25	21,8	.86	4,3	.17
0606S	3/8	-06	56,4	2.22	9,7	.38	22,4	.88	7,9	.31
0808S	1/2	-08	60,9	2.40	12,7	.50	22,6	.89	9,9	.39
1212S	3/4	-12	72,6	2.86	19,1	.75	25,1	.99	15,5	.61
1616S	1	-16	84,8	3.34	25,4	1.00	32,8	1.29	20,8	.82

*B dimension is counterbore diameter for mating tubing.

SAE 37° (JIC) Swivel
45° Elbow

FC5990-



Dash Size	Thread	Hose Size	A		D		EØ		H	
FC5990-			mm	in	mm	in	mm	in	mm	in
0404S	7/16-20	-04	63,8	2.51	34,0	1.34	4,3	.17	8,4	.33
0606S	9/16-18	-06	71,6	2.82	37,6	1.48	7,9	.31	9,9	.39
0808S	3/4-16	-08	82,8	3.26	44,5	1.75	9,9	.39	14,0	.55
1212S	1 1/16-12	-12	105,4	4.15	57,9	2.28	15,5	.61	19,8	.78
1616S	1 5/16-12	-16	127,8	5.03	75,7	2.98	20,8	.82	27,2	1.07

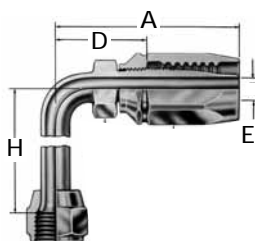
SAE 37° (JIC) Swivel

90° Elbow (Short)

FC5992-

90° Elbow (Long)

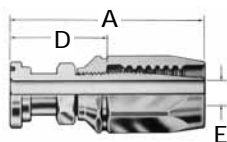
FC5991-



Dash Size	Thread	Hose Size	A		D		EØ		H	
FC5992-			mm	in	mm	in	mm	in	mm	in
4-4										
0404S	7/16-20	-04	60,9	2.40	31,2	1.23	4,3	.17	17,3	.68
0606S	9/16-18	-06	69,1	2.72	35,1	1.38	7,9	.31	21,6	.85
0808S	3/4-16	-08	76,7	3.02	38,6	1.52	9,9	.39	27,7	1.09
1212S	1 1/16-12	-12	104,4	4.11	56,9	2.24	15,5	.61	46,2	1.82
1616S	1 5/16-12	-16	122,9	4.84	70,9	2.79	20,8	.82	60,7	2.39
FC5991-			mm	in	mm	in	mm	in	mm	in
0404S	7/16-20	-04	60,9	2.40	31,2	1.23	4,3	.17	45,7	1.80
0606S	9/16-18	-06	69,1	2.72	35,1	1.38	7,9	.31	55,4	2.18
0808S	3/4-16	-08	80,0	3.15	41,7	1.64	9,9	.39	61,7	2.43
1212S	1 1/16-12	-12	104,4	4.11	56,9	2.24	15,5	.61	94,7	3.73
1616S	1 5/16-12	-16	122,9	4.84	70,9	2.79	20,8	.82	116,3	4.58

Code 61 SAE J518
Straight Split Flange

FC5993-



Dash Size	Flange Head Dia.	Hose Size	A		D		EØ	
FC5993-	mm in		mm	in	mm	in	mm	in
0808S	30,2 1.19	-08	77,0	3.03	38,6	1.52	9,9	.39
1212S	38,1 1.50	-12	89,7	3.53	42,2	1.66	15,5	.61
1616S	44,5 1.75	-16	118,1	4.65	66,0	2.60	20,8	.82

NOTE: For correct socket part number, see page 65.

NOTE: For flanges, split flange halves, kits and o-rings, see pages 190-195.

¹SAE 100R2 pressures only.

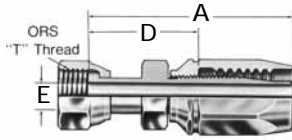
Reusable Fittings

100R2 TTC

For use with Hose:

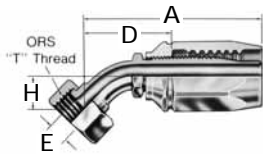
GH793¹

ORS Swivel Straight FJ7344-



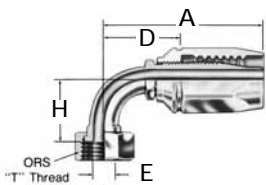
Dash Size	"T" Thread	Hose Size	A		D		EØ	
			mm	in	mm	in	mm	in
FJ7344-								
0404S	9/16-18	-04	70,1	2.76	40,3	1.59	4,1	.16
0606S	11/16-16	-06	77,0	3.03	42,9	1.69	6,6	.26
0808S	13/16-16	-08	86,4	3.40	48,0	1.89	9,1	.36
1212S	1 3/16-12	-12	103,1	4.06	59,9	2.36	14,0	.55
1616S	1 7/16-12	-16	121,7	4.79	69,6	2.74	19,8	.78

ORS Swivel 45° Elbow FJ7345-



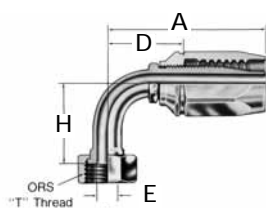
Dash Size	"T" Thread	Hose Size	A		D		EØ		H	
			mm	in	mm	in	mm	in	mm	in
FJ7345-										
0404S	9/16-18	-04	66,5	2.62	36,8	1.45	4,3	.17	10,4	.41
0606S	11/16-16	-06	72,9	2.87	38,9	1.53	6,6	.26	10,9	.43
0808S	13/16-16	-08	83,8	3.30	45,5	1.79	9,7	.38	15,0	.59
1212S	1 3/16-12	-12	106,9	4.21	59,4	2.34	15,5	.61	21,1	.83
1616S	1 7/16-12	-16	124,7	4.91	72,6	2.86	20,6	.81	23,9	.94

ORS Swivel 90° Elbow Short Drop FJ7346-



Dash Size	"T" Thread	Hose Size	A		D		EØ		H	
			mm	in	mm	in	mm	in	mm	in
FJ7346-										
0404S	9/16-18	-04	62,7	2.47	33,0	1.30	4,3	.17	20,8	.82
0606S	11/16-16	-06	69,1	2.72	35,1	1.38	6,6	.26	22,9	.90
0808S	13/16-16	-08	77,0	3.03	38,6	1.52	9,7	.38	29,2	1.15
1212S	1 3/16-12	-12	104,4	4.11	56,9	2.24	15,5	.61	47,8	1.88
1616S	1 7/16-12	-16	122,9	4.84	70,9	2.79	20,6	.81	56,1	2.21

ORS Swivel 90° Elbow Long Drop FJ7347-



Dash Size	"T" Thread	Hose Size	A		D		EØ		H	
			mm	in	mm	in	mm	in	mm	in
FJ7347-										
0404S	9/16-18	-04	62,7	2.47	33,0	1.30	4,3	.17	45,7	1.80
0606S	11/16-16	-06	72,4	2.85	38,4	1.51	6,6	.26	54,1	2.13
0808S	13/16-16	-08	80,0	3.15	41,7	1.64	9,7	.38	63,8	2.51
1212S	1 3/16-12	-12	104,4	4.11	56,9	2.24	15,5	.61	96,0	3.78
1616S	1 7/16-12	-16	122,9	4.84	70,9	2.79	20,6	.81	114,3	4.50

NOTE: For socket part number, see page 65.

¹SAE 100R2 pressures only.

SPECIALTY & TRUCK HOSE

LOW & MEDIUM PRESSURE HOSE

HIGH PRESSURE HOSE

HOSE FITTINGS

ADAPTERS & TUBE FITTINGS

ACCESSORIES & ASSEMBLY INSTRUCTIONS

HOSE ASSEMBLY EQUIPMENT

APPENDICIES

Reusable Fittings

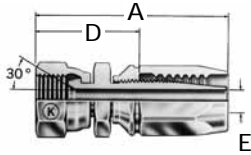
100R2 TTC

For use with Hose:

GH793¹

30° Swivel-Metric
Threads Special
Komatsu

FJ7200-



Dash Size	"T" Thread	Hose Size	A		D		EØ	
			mm	in	mm	in	mm	in
FJ7200-								
0306S	M18x1.5	-06	79,0	3.11	45,0	1.77	6,4	.25
0408S	M22x1.5	-08	84,3	3.32	45,7	1.80	9,4	.37
0512S	M24x1.5	-12	99,6	3.92	52,3	2.06	12,2	.48
0612S	M30x1.5	-12	103,6	4.08	56,4	2.22	15,5	.61
1016S	M33x1.5	-16	123,4	4.86	71,6	2.82	20,3	.80

¹SAE 100R2 pressures only.

SPECIALTY &
TRUCK HOSE

LOW & MEDIUM
PRESSURE HOSE

HIGH PRESSURE HOSE

HOSE FITTINGS

ADAPTERS &
TUBE FITTINGS

ACCESSORIES &
ASSEMBLY INSTRUCTIONS

HOSE ASSEMBLY
EQUIPMENT

APPENDICES

Reusable Fittings

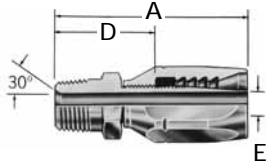
Spiral Skive Style

For use with Hose:

FC324 (-08), GH493, FC736

Male Pipe

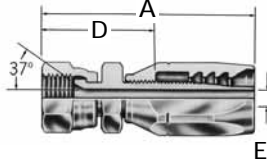
190934-
FC7640-



Dash Size	Thread	Hose Size	A		D		EØ	
			mm	in	mm	in	mm	in
190934-								
4-6S	1/4-18	-06	78,0	3.07	36,8	1.45	7,6	.30
6-6S	3/8-18	-06	78,0	3.07	36,8	1.45	7,6	.30
6-8S	3/8-18	-08	72,1	2.84	33,8	1.33	9,9	.39
8-8S	1/2-14	-08	74,5	3.09	40,1	1.58	9,9	.39
12-12S	3/4-14	-12	91,7	3.61	44,2	1.74	15,5	.61
16-16S	1-11 1/2	-16	111,8	4.40	59,7	2.35	20,8	.82
FC7640-								
2020S	1 1/4-11 1/2	-20	138,2	5.44	62,0	2.44	26,7	1.05
2424S	1 1/2-11 1/2	-24	146,3	5.76	71,6	2.82	32,5	1.28

SAE 37° (JIC) Swivel

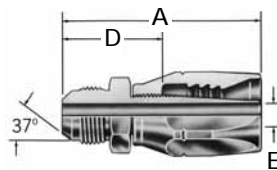
190933-
FC7639-



Dash Size	Thread	Hose Size	A		D		EØ	
			mm	in	mm	in	mm	in
190933-								
6-6S	9/16-18	-06	83,8	3.30	42,7	1.68	7,6	.30
8-6S	3/4-16	-06	87,1	3.43	46,0	1.81	7,6	.30
8-8S	3/4-16	-08	81,3	3.20	42,7	1.68	9,9	.39
10-8S	7/8-14	-08	84,1	3.31	45,7	1.80	9,9	.39
12S	1 1/16-12	-12	98,0	3.86	50,5	1.99	15,5	.61
16S	1 5/16-12	-16	113,8	4.48	61,7	2.43	20,8	.82
FC7639-								
2020S	1 5/8-12	-20	143,3	5.64	67,1	2.64	26,7	1.05
2424S	1 7/8-12	-24	154,4	6.08	79,5	3.13	32,5	1.28

SAE 37° (JIC) Male Flare

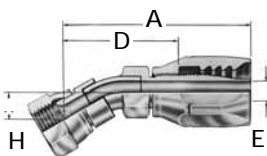
190992-
FC7740-



Dash Size	Thread	Hose Size	A		D		EØ	
			mm	in	mm	in	mm	in
190992-								
8-8S	3/4-16	-08	75,9	2.99	37,6	1.48	9,9	.39
10-8S	7/8-14	-08	78,7	3.10	40,1	1.58	9,9	.39
12S	1 1/16-12	-12	94,5	3.72	47,0	1.85	15,5	.61
16S	1 5/16-12	-16	111,3	4.38	59,2	2.33	20,8	.82
FC7740-								
2020S	1 5/8-12	-20	137,9	5.43	61,7	2.43	26,7	1.05
2424S	1 7/8-12	-24	148,6	5.85	73,7	2.90	32,5	1.28

SAE 37° (JIC) swivel 22 1/2° elbow

FC5978-
FC5979-



Dash Size	Thread	Hose Size	A		D		EØ		H	
			mm	in	mm	in	mm	in	mm	in
FC5978-										
0808S	3/4-16	-08	102,4	4.03	64,0	2.52	9,9	.39	11,9	.47
1212S	1 1/16-12	-12	119,9	4.72	72,4	2.85	15,5	.61	13,2	.52
1616S	1 5/16-12	-16	147,1	5.79	95,0	3.74	20,8	.82	17,5	.69
FC5979-										
2020S	1 5/8-12	-20	185,9	7.32	109,7	4.32	26,7	1.05	20,3	.80
2424S	1 7/8-12	-24	211,3	8.32	136,4	5.37	32,5	1.28	24,1	.95

NOTE: For socket part numbers, see page 65.

SPECIALTY &
TRUCK HOSE

LOW & MEDIUM
PRESSURE HOSE

HIGH PRESSURE HOSE

HOSE FITTINGS

ADAPTERS &
TUBE FITTINGS

ACCESSORIES &
ASSEMBLY INSTRUCTIONS

HOSE ASSEMBLY
EQUIPMENT

APPENDICES

Reusable Fittings

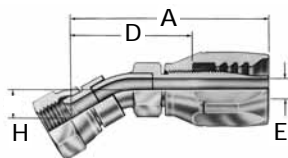
Spiral Skive Style

For use with Hose:

FC324 (-08), GH493, FC736

SAE 37° (JIC) Swivel 30° Elbow

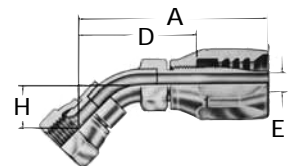
FC5980-
FC5981-



Dash Size	Thread	Hose Size	A		D		EØ		H	
			mm	in	mm	in	mm	in	mm	in
FC5980-										
0808S	3/4-16	-08	101,1	3.98	62,7	2.47	9,9	.39	15,7	.62
1212S	1 1/16-12	-12	118,1	4.65	70,6	2.78	15,5	.61	17,5	.69
1616S	1 5/16-12	-16	148,8	5.86	96,5	3.80	20,8	.82	24,1	.95
FC5981-										
2020S	1 5/8-12	-20	189,5	7.46	113,3	4.46	26,7	1.05	28,2	1.11
2424S	1 7/8-12	-24	213,1	8.39	138,2	5.44	32,5	1.28	32,8	1.29

SAE 37° (JIC) Swivel 45° Elbow

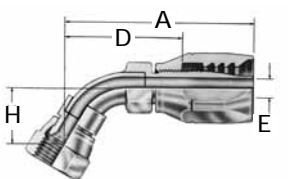
FC5982-
FC5983-



Dash Size	Thread	Hose Size	A		D		EØ		H	
			mm	in	mm	in	mm	in	mm	in
FC5982-										
0808S	3/4-16	-08	100,3	3.95	62,0	2.44	9,9	.39	24,1	.95
1212S	1 1/16-12	-12	123,7	4.87	76,2	3.00	15,5	.61	29,5	1.16
1616S	1 5/16-12	-16	152,4	6.00	100,1	3.94	20,8	.82	38,9	1.53
FC5983-										
2020S	1 5/8-12	-20	188,5	7.42	112,2	4.42	26,7	1.05	43,8	1.70
2424S	1 7/8-12	-24	212,9	8.38	137,9	5.43	32,5	1.28	50,5	1.99

SAE 37° (JIC) Swivel 60° Elbow

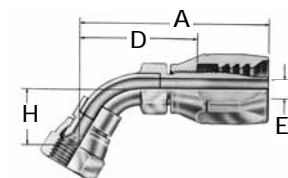
FC5984-
FJ9024-



Dash Size	Thread	Hose Size	A		D		EØ		H	
			mm	in	mm	in	mm	in	mm	in
FC5984-										
0808S	3/4-16	-08	97,5	3.84	59,2	2.33	9,9	.39	32,0	1.26
1212S	1 1/16-12	-12	123,2	4.85	75,7	2.98	15,5	.61	40,6	1.60
1616S	1 5/16-12	-16	149,9	5.90	97,5	3.84	20,8	.82	52,8	2.08
FJ9024-										
2020S	1 5/8-12	-20	186,9	7.36	110,7	4.36	26,7	1.05	59,2	2.33
2424S	1 7/8-12	-24	210,1	8.27	135,1	5.32	32,5	1.28	68,8	2.71

SAE 37° (JIC) Swivel 67 1/2° Elbow

FJ9025-
FJ9026-



Dash Size	Thread	Hose Size	A		D		EØ		H	
			mm	in	mm	in	mm	in	mm	in
FJ9025-										
0808S	3/4-16	-08	98,0	3.86	59,7	2.35	9,9	.39	37,3	1.47
1212S	1 1/16-12	-12	121,4	4.78	73,9	2.91	15,5	.61	45,7	1.80
1616S	1 5/16-12	-16	148,3	5.84	96,0	3.78	20,8	.82	59,9	2.36
FJ9026-										
2020S	1 5/8-12	-20	183,9	7.24	107,7	4.24	26,7	1.05	66,5	2.62
2424S	1 7/8-12	-24	195,6	7.70	120,7	4.75	32,5	1.28	70,1	2.76

NOTE: For socket part numbers, see page 65.

Reusable Fittings

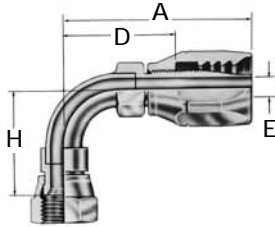
Spiral Skive Style

For use with Hose:

FC324 (-08), GH493, FC736

SAE 37° (JIC) Swivel
90° Elbow

FJ9027-
FJ9028-

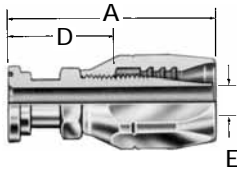


Dash Size	Thread	Hose Size	A		D		EØ		H	
			mm	in	mm	in	mm	in	mm	in
FJ9027-										
0808S	3/4-16	-08	89,4	3.52	51,3	2.02	9,9	.39	47,5	1.87
1212S	1 1/16-12	-12	112,5	4.43	65,0	2.56	15,5	.61	59,7	2.35
1616S	1 5/16-12	-16	135,6	5.34	83,3	3.28	20,8	.82	77,2	3.04
FJ9028-										
			mm	in	mm	in	mm	in	mm	in
2020S	1 5/8-12	-20	170,7	6.72	94,5	3.72	26,7	1.05	86,4	3.40
2424S	1 7/8-12	-24	191,0	7.52	115,8	4.56	32,5	1.28	100,3	3.95

Straight Split Flange

Code 61 SAE J518
190935-
FC7713-

Code 62 SAE J518
FC7370-
FC5973-



Dash Size	Flange Head Dia.		Hose Size	A		D		EØ		
			mm	in	mm	in	mm	in	mm	in
190935-										
8S	30,2	1.19	-08	102,9	4.05	64,5	2.54	9,4	.37	
12-8S	38,1	1.50	-08	102,9	4.05	64,5	2.54	9,4	.37	
12S	38,1	1.50	-12	121,7	4.79	74,2	2.92	14,2	.56	
16-12S	44,5	1.75	-12	121,7	4.79	74,2	2.92	14,2	.56	
16S	44,5	1.75	-16	144,5	5.69	92,2	3.63	20,6	.81	
20-16S	50,8	2.00	-16	144,5	5.69	92,2	3.63	20,6	.81	
FC7713-										
			mm	in	mm	in	mm	in	mm	in
2020S	50,8	2.00	-20	174,2	6.86	98,0	3.86	26,7	1.05	
2420S	60,5	2.38	-20	174,2	6.86	98,0	3.86	26,7	1.05	
2424S	60,5	2.38	-24	199,6	7.86	124,5	4.90	32,5	1.28	
3224S	71,4	2.81	-24	199,6	7.86	124,5	4.90	32,5	1.28	
FC7370-										
			mm	in	mm	in	mm	in	mm	in
1208S	41,1	1.62	-08	102,9	4.05	64,5	2.54	9,4	.37	
1212S	41,1	1.62	-12	121,7	4.79	74,2	2.92	14,2	.56	
1612S	47,8	1.88	-12	121,7	4.79	74,2	2.92	14,2	.56	
1616S	47,8	1.88	-16	144,5	5.69	92,2	3.63	20,6	.81	
2016S	53,8	2.12	-16	144,5	5.69	92,2	3.63	20,6	.81	
FC5973-										
			mm	in	mm	in	mm	in	mm	in
2020S	53,8	2.12	-20	174,2	6.86	97,8	3.85	26,7	1.05	
2420S	63,5	2.50	-20	174,2	6.86	97,8	3.85	26,7	1.05	
2424S	63,5	2.50	-24	199,6	7.86	124,5	4.90	32,5	1.28	
3224S	79,2	3.12	-24	199,6	7.86	124,5	4.90	32,5	1.28	

NOTE: For flanges, split flange halves, kits and o-rings, see pages 190-195.

NOTE: For socket part numbers, see page 65.

SPECIALTY &
TRUCK HOSE

LOW & MEDIUM
PRESSURE HOSE

HIGH PRESSURE HOSE

HOSE FITTINGS

ADAPTERS &
TUBE FITTINGS

ACCESSORIES &
ASSEMBLY INSTRUCTIONS

HOSE ASSEMBLY
EQUIPMENT

APPENDICIES

Reusable Fittings

Spiral Skive Style

For use with Hose:

FC324 (-08), GH493,
FC736

22½° Split Flange

Code 61 SAE J518

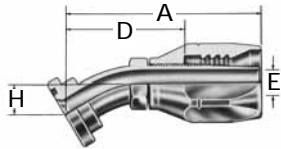
FC9634-

FC7714-

Code 62 SAE J518

FC7983-

FC5974-



Dash Size	Flange Head Dia.		Hose Size	A		D		EØ		H	
	mm	in		mm	in	mm	in	mm	in	mm	in
FC9634-											
0808S	30,2	1.19	-08	96,7	3.81	58,4	2.30	9,9	.39	9,7	.38
1208S	38,1	1.50	-08	96,7	3.81	58,4	2.30	9,9	.39	9,7	.38
1212S	38,1	1.50	-12	114,6	4.51	67,1	2.64	15,5	.61	11,2	.44
1612S	44,5	1.75	-12	114,6	4.51	67,1	2.64	15,5	.61	11,2	.44
1616S	44,5	1.75	-16	131,6	5.18	79,2	3.12	20,8	.82	11,2	.44
2016S	50,8	2.00	-16	131,6	5.18	79,2	3.12	20,8	.82	11,2	.44
FC7714-											
2020S	50,8	2.00	-20	167,9	6.61	91,7	3.61	26,7	1.05	12,7	.50
2420S	60,5	2.38	-20	167,9	6.61	91,7	3.61	26,7	1.05	12,7	.50
2424S	60,5	2.38	-24	192,0	7.56	117,1	4.61	32,5	1.28	16,0	.63
3224S	71,4	2.81	-24	192,0	7.56	117,1	4.61	32,5	1.28	16,0	.63
FC7983-											
1208S	41,1	1.62	-08	96,7	3.81	58,4	2.30	9,9	.39	9,7	.38
1212S	41,1	1.62	-12	114,6	4.51	67,1	2.64	15,5	.61	11,2	.44
1612S	47,8	1.88	-12	114,6	4.51	67,1	2.64	15,5	.61	11,2	.44
1616S	47,8	1.88	-16	131,6	5.18	79,2	3.12	20,8	.82	11,2	.44
2016S	53,8	2.12	-16	131,6	5.18	79,2	3.12	20,8	.82	11,2	.44
FC5974-											
2020S	53,8	2.12	-20	167,9	6.61	91,7	3.61	26,7	1.05	12,7	.50
2420S	63,5	2.50	-20	167,9	6.61	91,7	3.61	26,7	1.05	12,7	.50
2424S	63,5	2.50	-24	192,0	7.56	117,1	4.61	32,5	1.28	16,0	.63
3224S	79,2	3.12	-24	192,0	7.56	117,1	4.61	57,9	2.28	16,0	.63

30° Split Flange

Code 61 SAE J518

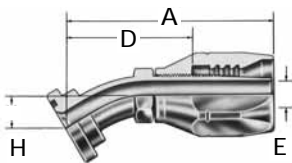
FC9459-

FC7790-

Code 62 SAE J518

FC7371-

FC5975-



Dash Size	Flange Head Dia.		Hose Size	A		D		EØ		H	
	mm	in		mm	in	mm	in	mm	in	mm	in
FC9459-											
0808S	30,2	1.19	-08	95,8	3.77	57,4	2.26	9,9	.39	12,7	.50
1208S	38,1	1.50	-08	95,8	3.77	57,4	2.26	9,9	.39	12,7	.50
1212S	38,1	1.50	-12	113,3	4.46	65,8	2.59	15,5	.61	14,7	.58
1612S	44,5	1.75	-12	113,3	4.46	65,8	2.59	15,5	.61	14,7	.58
1616S	44,5	1.75	-16	134,1	5.28	81,8	3.22	20,8	.82	15,7	.62
2016S	50,8	2.00	-16	134,1	5.28	81,8	3.22	20,8	.82	15,7	.62
FC7790-											
2020S	50,8	2.00	-20	172,2	6.78	96,0	3.78	26,7	1.05	18,3	.72
2420S	60,5	2.38	-20	172,2	6.78	96,0	3.78	26,7	1.05	18,3	.72
2424S	60,5	2.38	-24	195,1	7.68	120,1	4.73	32,5	1.28	22,4	.88
3224S	71,4	2.81	-24	195,1	7.68	120,1	4.73	32,5	1.28	22,4	.88
FC7371-											
1208S	41,1	1.62	-08	95,8	3.77	57,4	2.26	9,9	.39	12,7	.50
1212S	41,1	1.62	-12	113,3	4.46	65,8	2.59	15,5	.61	14,7	.58
1612S	47,8	1.88	-12	113,3	4.46	65,8	2.59	15,5	.61	14,7	.58
1616S	47,8	1.88	-16	134,1	5.28	81,8	3.22	20,8	.82	15,7	.62
2016S	53,8	2.12	-16	134,1	5.28	81,8	3.22	20,8	.82	15,7	.62
FC5975-											
2020S	53,8	2.12	-20	172,2	6.78	96,0	3.78	26,7	1.05	18,3	.72
2420S	63,5	2.50	-20	172,2	6.78	96,0	3.78	26,7	1.05	18,3	.72
2424S	63,5	2.50	-24	195,1	7.68	120,1	4.73	32,5	1.28	22,4	.88
3224S	79,2	3.12	-24	195,1	7.68	120,1	4.73	32,5	1.28	22,4	.88

NOTE: For correct socket part number, see page 65.

NOTE: For flanges, split flange halves, kits and o-rings, see pages 190-195.

Reusable Fittings

Spiral Skive Style

For use with Hose:

FC324 (-08), GH493, FC736

45° Split Flange

Code 61 SAE J518

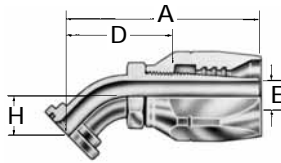
190936-

FC7715-

Code 62 SAE J518

FC7372-

FC5976-



Dash Size	Flange Head Dia.		Hose Size	A		D		EØ		H	
	mm	in		mm	in	mm	in	mm	in	mm	in
190936-											
8S	30,2	1.19	-08	96,0	3.78	57,7	2.27	9,4	.37	19,8	.78
12-8S	38,1	1.50	-08	96,0	3.78	57,7	2.27	9,4	.37	19,8	.78
12S	38,1	1.50	-12	119,6	4.71	72,1	2.84	14,2	.56	25,4	1.00
16-12S	44,5	1.75	-12	119,6	4.71	72,1	2.84	14,2	.56	25,4	1.00
16S	44,5	1.75	-16	140,5	5.53	88,1	3.47	20,6	.81	26,9	1.06
20-16S	50,8	2.00	-16	140,5	5.53	88,1	3.47	20,6	.81	26,9	1.06
FC7715-											
1620S	44,5	1.75	-20	169,2	6.66	93,0	3.66	20,8	.82	26,9	1.06
2020S	50,8	2.00	-20	174,5	6.87	98,3	3.87	26,7	1.05	29,2	1.15
2420S	60,5	2.38	-20	174,5	6.87	98,3	3.87	26,7	1.05	29,2	1.15
2424S	60,5	2.38	-24	197,9	7.79	122,9	4.84	32,5	1.28	35,8	1.41
3224S	71,4	2.81	-24	197,9	7.79	122,9	4.84	32,5	1.28	35,8	1.41
FC7372-											
0808S	31,8	1.25	-08	96,0	3.78	57,7	2.27	9,4	.37	19,8	.78
1208S	41,1	1.62	-08	96,0	3.78	57,7	2.27	9,9	.39	19,8	.78
1212S	41,1	1.62	-12	119,6	4.71	72,1	2.84	15,5	.61	25,4	1.00
1612S	47,8	1.88	-12	119,6	4.71	72,1	2.84	15,5	.61	25,4	1.00
1616S	47,8	1.88	-16	140,5	5.53	88,1	3.47	20,8	.82	26,9	1.06
2016S	53,8	2.12	-16	140,5	5.53	88,1	3.47	20,8	.82	26,9	1.06
FC5976-											
2020S	53,8	2.12	-20	174,5	6.87	98,3	3.87	26,7	1.05	29,2	1.15
2420S	63,5	2.50	-20	174,5	6.87	98,3	3.87	26,7	1.05	29,2	1.15
2424S	63,5	2.50	-24	197,9	7.79	122,9	4.84	32,5	1.28	35,8	1.41
3224S	79,2	3.12	-24	197,9	7.79	122,9	4.84	32,5	1.28	35,8	1.41

60° Split Flange

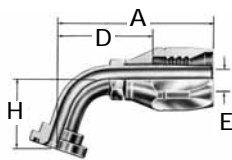
Code 61 SAE J518

FC9066-/FC5060-

Code 62 SAE J518

FC7373-

FC5977-



Dash Size	Flange Head Dia.		Hose Size	A		D		EØ		H	
	mm	in		mm	in	mm	in	mm	in	mm	in
FC9066-											
0808S	30,2	1.19	-08	94,5	3.72	56,1	2.21	9,9	.39	26,7	1.05
1208S	38,1	1.50	-08	94,5	3.72	56,1	2.21	9,9	.39	26,7	1.05
1212S	38,1	1.50	-12	120,4	4.74	72,9	2.87	15,5	.61	35,8	1.41
1612S	44,5	1.75	-12	120,4	4.74	72,9	2.87	15,5	.61	35,8	1.41
1616S	44,5	1.75	-16	141,2	5.56	88,9	3.50	20,8	.82	38,1	1.50
2016S	50,8	2.00	-16	141,2	5.56	88,9	3.50	20,8	.82	38,1	1.50
FC5060-											
2020S	50,8	2.00	-20	177,0	6.97	100,8	3.97	26,7	1.05	42,2	1.66
2420S	60,5	2.38	-20	177,0	6.97	100,8	3.97	26,7	1.05	42,2	1.66
2024S	50,8	2.00	-24	184,7	7.27	109,7	4.32	26,7	1.05	42,2	1.66
2424S	60,5	2.38	-24	199,4	7.85	124,5	4.90	32,5	1.28	50,8	2.00
3224S	71,4	2.81	-24	199,4	7.85	124,5	4.90	32,5	1.28	50,8	2.00
FC7373-											
1208S	41,1	1.62	-08	94,5	3.72	56,1	2.21	9,9	.39	26,7	1.05
1212S	41,1	1.62	-12	120,4	4.74	72,9	2.87	15,5	.61	35,8	1.41
1612S	47,8	1.88	-12	120,4	4.74	72,9	2.87	15,5	.61	35,8	1.41
1616S	47,8	1.88	-16	141,2	5.56	88,9	3.50	20,8	.82	38,1	1.50
2016S	53,8	2.12	-16	141,2	5.56	88,9	3.50	20,8	.82	38,1	1.50
FC5977-											
2020S	53,8	2.12	-20	177,0	6.97	100,8	3.97	26,7	1.05	42,2	1.66
2420S	63,5	2.50	-20	177,0	6.97	100,8	3.97	26,7	1.05	42,2	1.66
2424S	63,5	2.50	-24	199,4	7.85	124,5	4.90	32,5	1.28	50,8	2.00
3224S	79,2	3.12	-24	199,4	7.85	124,5	4.90	32,5	1.28	50,8	2.00

NOTE: For flanges, split flange halves, kits and o-rings, see pages 190-195.

NOTE: For correct socket part number, see page 65.

Reusable Fittings

Spiral Skive Style

For use with Hose:

FC324 (-08), GH493, FC736

67¹/₂° Split Flange

Code 61 SAE J518

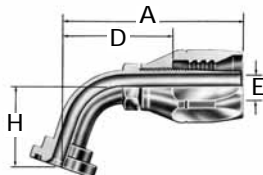
FC9118-

FC7811-

Code 62 SAE J518

FC7984-

FJ9034-



Dash Size	Flange Head Dia.		Hose Size	A		D		EØ		H	
	mm	in		mm	in	mm	in	mm	in	mm	in
FC9118-											
0808S	30,2	1.19	-08	95,8	3.77	57,4	2.26	9,9	.39	31,8	1.25
1208S	38,1	1.50	-08	95,8	3.77	57,4	2.26	9,9	.39	31,8	1.25
1212S	38,1	1.50	-12	119,1	4.69	71,6	2.82	15,5	.61	40,6	1.60
1612S	44,5	1.75	-12	119,1	4.69	71,6	2.82	15,5	.61	40,6	1.60
1616S	44,5	1.75	-16	141,7	5.58	89,7	3.53	20,8	.82	44,5	1.75
2016S	50,8	2.00	-16	141,7	5.58	89,7	3.53	20,8	.82	44,5	1.75
FC7811-											
2020S	50,8	2.00	-20	176,3	6.94	100,1	3.94	26,7	1.05	48,3	1.90
2420S	60,5	2.38	-20	176,3	6.94	100,1	3.94	26,7	1.05	48,3	1.90
2424S	60,5	2.38	-24	187,5	7.38	112,5	4.43	32,5	1.28	50,8	2.00
3224S	71,4	2.81	-24	187,5	7.38	112,5	4.43	32,5	1.28	50,8	2.00
FC7984-											
1208S	41,1	1.62	-08	95,8	3.77	57,4	2.26	9,9	.39	31,8	1.25
1212S	41,1	1.62	-12	119,1	4.69	71,6	2.82	5,5	.61	40,6	1.60
1612S	47,8	1.88	-12	119,1	4.69	71,6	2.82	15,5	.61	40,6	1.60
1616S	47,8	1.88	-16	141,7	5.58	89,7	3.53	20,8	.82	44,5	1.75
2016S	53,8	2.12	-16	141,7	5.58	89,7	3.53	20,8	.82	44,5	1.75
FC9034-											
2020S	53,8	2.12	-20	176,3	6.94	100,1	3.94	26,7	1.05	48,3	1.90
2420S	63,5	2.50	-20	176,3	6.94	100,1	3.94	26,7	1.05	48,3	1.90
2424S	63,5	2.50	-24	187,5	7.38	112,5	4.43	32,5	1.28	50,8	2.00
3224S	79,2	3.12	-24	187,5	7.38	112,5	4.43	32,5	1.28	50,8	2.00

90° Split Flange

Code 61 SAE J518

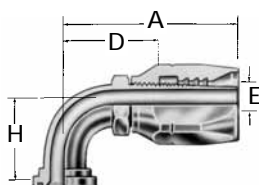
190937-

FC7703-

Code 62 SAE J518

FC7374-

FJ9033-



Dash Size	Flange Head Dia.		Hose Size	A		D		EØ		H	
	mm	in		mm	in	mm	in	mm	in	mm	in
190937-											
8S	30,2	1.19	-08	89,4	3.52	51,3	2.02	9,9	.39	41,1	1.62
12-8S	38,1	1.50	-08	89,4	3.52	51,3	2.02	9,9	.39	41,1	1.62
12S	38,1	1.50	-12	112,5	4.43	65,0	2.56	15,5	.61	54,1	2.13
16-12S	44,5	1.75	-12	112,5	4.43	65,0	2.56	15,5	.61	54,1	2.13
20-12S	50,8	2.00	-12	112,5	4.43	65,0	2.56	15,5	.61	54,1	2.13
16S	44,5	1.75	-16	135,6	5.34	83,3	3.28	20,8	.82	60,5	2.38
20-16S	50,8	2.00	-16	135,6	5.34	83,3	3.28	20,8	.82	60,5	2.38
24-16S	60,5	2.38	-16	135,6	5.34	83,3	3.28	20,8	.82	60,5	2.38
FC7703-											
2020S	50,8	2.00	-20	170,7	6.72	94,5	3.72	26,7	1.05	66,5	2.62
2420S	60,5	2.38	-20	170,7	6.72	94,5	3.72	26,7	1.05	66,5	2.62
2424S	60,5	2.38	-24	191,0	7.52	115,8	4.56	32,5	1.28	79,2	3.12
3224S	71,4	2.81	-24	191,0	7.52	115,8	4.56	32,5	1.28	79,2	3.12
FC7374-											
0808S	31,8	1.25	-08	89,4	3.52	51,3	2.02	9,9	.39	41,1	1.62
1208S	41,1	1.62	-08	89,4	3.52	51,3	2.02	9,9	.39	41,1	1.62
1212S	41,1	1.62	-12	112,5	4.43	65,0	2.56	15,5	.61	54,1	2.13
1612S	47,8	1.88	-12	112,5	4.43	65,0	2.56	15,5	.61	54,1	2.13
1616S	47,8	1.88	-16	135,6	5.34	83,3	3.28	20,8	.82	60,5	2.38
2016S	53,8	2.12	-16	135,6	5.34	83,3	3.28	20,8	.82	57,9	2.28
FJ9033-											
2020S	53,8	2.12	-20	170,7	6.72	94,5	3.72	26,7	1.05	66,5	2.62
2420S	63,5	2.50	-20	170,7	6.72	94,5	3.72	26,7	1.05	66,5	2.62
2424S	63,5	2.50	-24	191,0	7.52	115,8	4.56	32,5	1.28	79,2	3.12
3224S	79,2	3.12	-24	191,0	7.52	115,8	4.56	32,5	1.28	79,2	3.12

NOTE: For flanges, split flange halves, kits and o-rings, see pages 190-195.

NOTE: For correct socket part number, see page 65.

Reusable Fittings

Spiral Skive Style

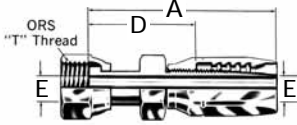
For use with Hose:

FC324 (-08), GH493, FC736

ORS Swivel Straight

FJ9740-

FJ9744-

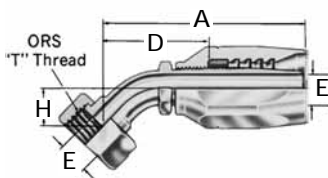


Dash Size	Thread	Hose Size	A		D		EØ	
			mm	in	mm	in	mm	in
FJ9740-								
0606S	1 ¹ / ₁₆ -16	-06	85,1	3.35	43,7	1.72	6,6	.26
0808S	1 ³ / ₁₆ -16	-08	86,4	3.40	48,0	1.89	9,9	.39
1212S	1 ³ / ₁₆ -12	-12	102,9	4.05	55,4	2.18	15,5	.61
1616S	1 ⁷ / ₁₆ -12	-16	121,4	4.78	67,6	2.66	20,8	.82
FJ9744-								
2020S	1 ¹¹ / ₁₆ -12	-20	148,6	5.85	72,4	2.85	26,7	1.05
2424S	2-12	-24	156,0	6.14	81,3	3.20	32,0	1.26

ORS Swivel 45° Elbow

FJ9741-

FJ9745-

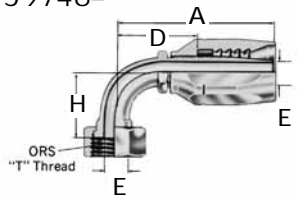


Dash Size	Thread	Hose Size	A		D		EØ		H	
			mm	in	mm	in	mm	in	mm	in
FJ9741-										
0808S	1 ³ / ₁₆ -16	-08	89,9	3.54	51,3	2.02	9,4	.37	15,0	.59
1212S	1 ³ / ₁₆ -12	-12	115,1	4.53	67,6	2.66	14,2	.56	21,1	.83
1616S	1 ⁷ / ₁₆ -12	-16	140,5	5.53	88,1	3.47	20,6	.81	23,9	.94
FJ9745-										
2020S	1 ¹¹ / ₁₆ -12	-20	167,1	6.58	90,9	3.58	25,7	1.01	25,4	1.00

ORS Swivel 90° Elbow Short Drop

FJ9742-

FJ9746-

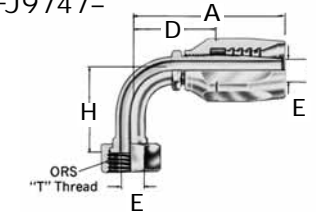


Dash Size	Thread	Hose Size	A		D		EØ		H	
			mm	in	mm	in	mm	in	mm	in
FJ9742-										
0808S	1 ³ / ₁₆ -16	-08	83,8	3.30	45,5	1.79	9,4	.37	29,2	1.15
1212S	1 ³ / ₁₆ -12	-12	112,5	4.43	65,0	2.56	14,2	.56	47,8	1.88
1616S	1 ⁷ / ₁₆ -12	-16	133,1	5.24	80,8	3.18	20,6	.81	56,1	2.21
FJ9746-										
2020S	1 ¹¹ / ₁₆ -12	-20	169,2	6.66	93,0	3.66	25,7	1.01	63,8	2.51
2424S	2-12	-24	191,0	7.52	115,8	4.56	30,2	1.19	68,6	2.70

ORS Swivel 90° Elbow Long Drop

FJ9743-

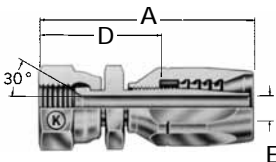
FJ9747-



Dash Size	Thread	Hose Size	A		D		EØ		H	
			mm	in	mm	in	mm	in	mm	in
FJ9743-										
0808S	1 ³ / ₁₆ -16	-08	89,4	3.52	51,3	2.02	9,4	.37	63,8	2.51
1212S	1 ³ / ₁₆ -12	-12	112,5	4.43	65,0	2.56	14,2	.56	96,0	3.78
1616S	1 ⁷ / ₁₆ -12	-16	135,6	5.34	83,3	3.28	20,6	.81	114,3	4.50
FJ9747-										
2020S	1 ¹¹ / ₁₆ -12	-20	170,7	6.72	94,5	3.72	25,7	1.01	129,3	5.09
2424S	2-12	-24	191,0	7.52	115,8	4.56	32,8	1.29	140,7	5.54

Komatsu 30° Swivel-Metric Threads

FJ7286-



Dash Size	Thread	Hose Size	A		D		EØ	
			mm	in	mm	in	mm	in
FJ7286-								
0408S	M22 x 1.5	-08	84,3	3.32	42,2	1.66	9,4	.37
0512S	M24 x 1.5	-12	99,6	3.92	52,3	2.06	12,2	.48
0612S	M30 x 1.5	-12	103,6	4.08	56,4	2.22	15,5	.61
1016S	M33 x 1.5	-16	123,4	4.86	70,1	2.76	20,3	.80

NOTE: For correct socket part number, see page 65.

SPECIALTY & TRUCK HOSE

LOW & MEDIUM PRESSURE HOSE

HIGH PRESSURE HOSE

HOSE FITTINGS

ADAPTERS & TUBE FITTINGS

ACCESSORIES & ASSEMBLY INSTRUCTIONS

HOSE ASSEMBLY EQUIPMENT

APPENDICES

Reusable Fittings

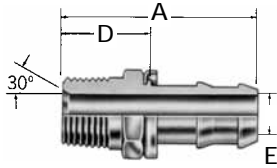
Socketless

For use with Hose:

2556, 2565, 2575, FC332, FC647, H201

Socketless, Male Pipe

4738-



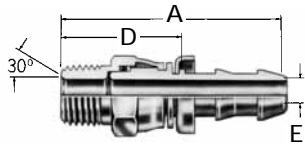
Dash Size	Thread	Hose Size	A		D		EØ	
			mm	in	mm	in	mm	in
4738-								
2-4B	1/8-27	-04	35,6	1.40	16,5	.65	4,3	.17
4-4B	1/4-18	-04	40,1	1.58	21,1	.83	4,3	.17
4-6B	1/4-18	-06	44,7	1.76	22,6	.89	7,6	.30
6-6B	3/8-18	-06	44,7	1.76	22,6	.89	7,6	.30
6-8B	3/8-18	-08	48,5	1.91	22,6	.89	9,9	.39
8-8B	1/2-14	-08	54,9	2.16	29,0	1.14	9,9	.39
8-10B	1/2-14	-10	68,1	2.68	29,0	1.14	12,2	.48
12-12B	3/4-14	-12	69,1	2.72	30,7	1.21	15,5	.61

Male Pipe Swivel

FJ9068-

FJ9486-

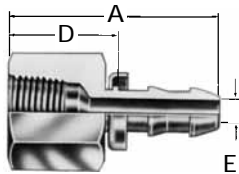
**Uses Neoprene o-ring



Dash Size	Thread	Hose Size	A		D		EØ	
			mm	in	mm	in	mm	in
FJ9068-								
0404S	1/4-18	-04	55,6	2.19	36,3	1.43	4,3	.17
0606S	3/8-18	-06	58,4	2.30	36,3	1.43	7,6	.30
0808S	1/2-14	-08	68,6	2.70	42,9	1.69	9,9	.39
FJ9486-								
0204B	1/8-27	-04	43,8	1.70	23,9	.94	3,0	.12

Female Pipe

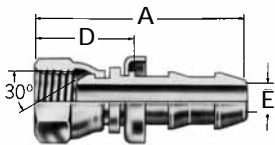
4753-



Dash Size	Thread	Hose Size	A		D		EØ	
			mm	in	mm	in	mm	in
4753-								
4-4B	1/4-18	-04	38,6	1.52	19,6	.77	4,3	.17
6-6B	3/8-18	-06	43,8	1.70	21,1	.83	7,6	.30
8-8B	1/2-14	-08	51,6	2.03	25,9	1.02	9,9	.39

Female NPSM Swivel

FC5853-



Dash Size	Thread	Hose Size	A		D		EØ	
			mm	in	mm	in	mm	in
FC5853-								
0404S	1/4-18	-04	41,7	1.64	22,6	.89	4,3	.17
0606S	3/8-18	-06	44,5	1.75	22,6	.89	7,6	.30
0808S	1/2-14	-08	51,6	2.03	25,7	1.01	9,9	.39
1212S	3/4-14	-12	66,8	2.63	28,2	1.11	15,5	.61

Reusable Fittings

Socketless

For use with Hose:

2556, 2565, 2575, FC332, FC647, H201

Universal†

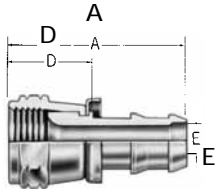
4797-

SAE 45°*

4739-

SAE 37° (JIC)

4741-



Dash Size	Thread	Hose Size	A		D		EØ	
			mm	in	mm	in	mm	in
4797-								
4B†	7/16-20	-04	37,1	1.46	18,0	.71	4,3	.17
5-4B†	1/2-20	-04	38,6	1.52	19,6	.77	4,3	.17
8-6B†	3/4-16	-06	45,5	1.79	23,6	.93	7,6	.30
8B†	3/4-16	-08	49,5	1.95	23,6	.93	9,9	.39
10-8B†	7/8-14	-08	52,6	2.07	26,9	1.06	9,9	.39
10B†	7/8-14	-10	66,0	2.60	26,9	1.06	12,2	.48

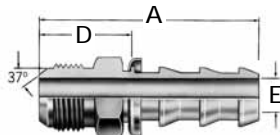
Dash Size	Thread	Hose Size	A		D		EØ	
			mm	in	mm	in	mm	in
4739-								
6B*	5/8-18	-06	42,4	1.67	20,6	.81	7,6	.30
12B*	1 1/16-14	-12	68,8	2.71	30,2	1.19	15,5	.61

Dash Size	Thread	Hose Size	A		D		EØ	
			mm	in	mm	in	mm	in
4741-								
6B	9/16-18	-06	42,4	1.67	20,3	.80	7,6	.30
12B	1 1/16-12	-12	68,8	2.71	30,2	1.19	15,5	.61

SAE 37° (JIC)

Male Flare

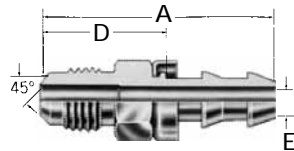
190672-



Dash Size	Thread	Hose Size	A		D		EØ	
			mm	in	mm	in	mm	in
190672-								
4B	7/16-20	-04	41,4	1.63	22,4	.88	4,3	.17
6B	9/16-18	-06	44,5	1.75	22,6	.89	7,6	.30

SAE 45° Male Flare

4742-

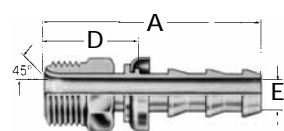


Dash Size	Thread	Hose Size	A		D		EØ	
			mm	in	mm	in	mm	in
4742-								
4B	7/16-20	-04	40,1	1.58	21,1	.83	4,3	.17
5-4B	1/2-20	-04	41,7	1.64	22,6	.89	4,3	.17
6B	5/8-18	-06	46,2	1.82	24,1	.95	7,1	.28
8B	3/4-16	-08	53,3	2.10	27,4	1.08	9,9	.39

SAE 45° Inverted

Male Flare

4740-

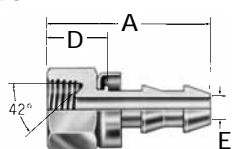


Dash Size	Thread	Hose Size	A		D		EØ	
			mm	in	mm	in	mm	in
4740-								
3-4B	3/8-24	-04	38,1	1.50	19,1	.75	3,3	.13
4B	7/16-24	-04	38,1	1.50	19,1	.75	4,3	.17
5-4B	1/2-20	-04	40,1	1.58	20,8	.82	4,3	.17
6B	5/8-18	-06	43,7	1.72	21,8	.86	7,6	.30
8B	3/4-18	-08	49,8	1.96	23,9	.94	9,9	.39
10B	7/8-18	-10	64,8	2.55	25,7	1.01	12,2	.48

SAE 42° Inverted

Female Flare

4743-



Dash Size	Thread	Hose Size	A		D		EØ	
			mm	in	mm	in	mm	in
4743-								
3-4B	3/8-24	-04	30,7	1.21	11,7	.46	3,3	.13
4B	7/16-24	-04	30,7	1.21	11,7	.46	4,3	.17
5-4B	1/2-20	-04	31,5	1.24	12,4	.49	4,3	.17
6B	5/8-18	-06	35,8	1.41	14,0	.55	7,6	.30
8-6B	3/4-18	-06	36,6	1.44	14,7	.58	7,6	.30

†Double notch in nut for Universal type identification for both SAE 45° and 37° (JIC) connections.

*Single notch in nut for SAE 45° identification.

SPECIALTY & TRUCK HOSE

LOW & MEDIUM PRESSURE HOSE

HIGH PRESSURE HOSE

HOSE FITTINGS

ADAPTERS & TUBE FITTINGS

ACCESSORIES & ASSEMBLY INSTRUCTIONS

HOSE ASSEMBLY EQUIPMENT

APPENDICES

Reusable Fittings

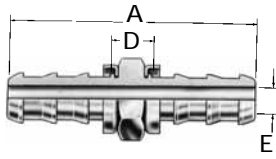
Socketless

For use with Hose:

2556, 2565, 2575, FC332, FC647, H201

Hose Mender

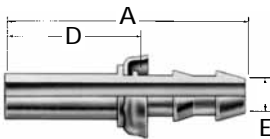
4772-



Dash Size	Hose Size	A		D		EØ	
		mm	in	mm	in	mm	in
4772-							
4B	-04	47,0	1.85	8,1	.32	4,3	.17
6B	-06	52,8	2.08	8,1	.32	7,6	.30
8B	-08	62,0	2.44	9,7	.38	9,9	.39
10B	-10	90,2	3.55	11,9	.47	12,2	.48
12B	-12	90,7	3.57	13,7	.54	15,5	.61

Compression Type

4750-



Dash Size	Tube Size	Hose Size	A		D		EØ	
			mm	in	mm	in	mm	in
4750-								
3-4B	-03	-04	45,0	1.77	25,9	1.02	3,3	.13
4B	-04	-04	45,0	1.77	25,9	1.02	4,3	.17
5-4B	-05	-04	46,5	1.83	27,4	1.08	4,3	.17
6B	-06	-06	52,6	2.07	30,7	1.21	7,6	.30
8B	-08	-08	59,4	2.34	33,8	1.33	9,9	.39
10B	-10	-10	65,3	2.57	26,2	1.03	12,2	.48

45° Elbow

SAE 45° Swivel*

FC5848-

Dash Size	Tube Size	Hose Size	A		D		EØ		H	
			mm	in	mm	in	mm	in	mm	in
FC5848-										
0606S*	5/8-18	-06	45,7	1.80	23,6	.93	7,6	.30	9,9	.39

SAE 37° (JIC) Swivel

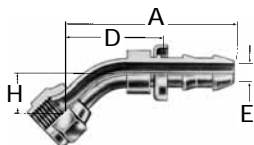
FC5847-

Dash Size	Tube Size	Hose Size	A		D		EØ		H	
FC5847-										
0606S	9/16-18	-06	45,7	1.80	23,6	.93	7,6	.30	9,9	.39

Universal Swivel†

FC5849-

Dash Size	Tube Size	Hose Size	A		D		EØ		H	
FC5849-										
0404S†	7/16-20	-04	39,6	1.56	20,6	.81	4,3	.17	8,4	.33
0808S†	3/4-16	-08	58,4	2.30	32,5	1.28	9,9	.39	14,0	.55



†Double notch in nut for Universal type identification for both SAE 45° and 37° (JIC) connections.

*Single notch in nut for SAE 45° identification.

Reusable Fittings

Socketless

For use with Hose:

2556, 2565, 2575, FC332, FC647, H201

90° Elbow (Short)

SAE 45° Swivel*

190328-

SAE 37° (JIC) Swivel

190516-

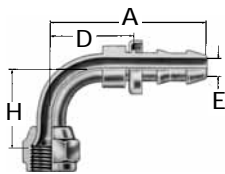
90° Elbow (Long)

SAE 37° (JIC) Swivel

190465-

Universal Swivel†

FC5852-

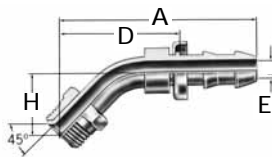


Dash Size	Thread	Hose Size	A		D		EØ		H	
			mm	in	mm	in	mm	in	mm	in
190328-										
6S*	5/8-18	-06	42,9	1.69	21,1	.83	7,6	.30	21,6	.85
190516-										
6S	9/16-18	-06	43,8	1.70	21,1	.83	7,6	.30	21,6	.85
190465-										
6S	9/16-18	-06	43,8	1.70	21,1	.83	7,6	.30	55,4	2.18
FC5852-										
0404St	7/16-20	-04	36,8	1.45	17,8	.70	4,3	.17	45,7	1.80

SAE Male Inverted

Flare 45° Elbow

190944-



Dash Size	Thread	Hose Size	A		D		EØ		H	
			mm	in	mm	in	mm	in	mm	in
190944-										
4S	7/16-24	-04	62,5	2.46	43,8	1.70	4,3	.17	24,4	.96
6S	5/8-18	-06	65,3	2.57	43,8	1.70	7,6	.30	24,4	.96

SAE Male Inverted

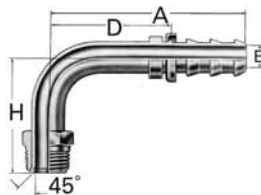
Flare 90° Elbow (Short)

190327

SAE Male Inverted

Flare 90° Elbow (Long)

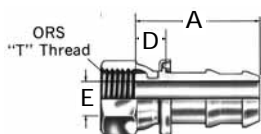
190326



Dash Size	Thread	Hose Size	A		D		EØ		H	
			mm	in	mm	in	mm	in	mm	in
190327-										
4S	7/16-24	-04	52,8	2.08	33,8	1.33	4,3	.17	42,9	1.69
6S	5/8-18	-06	55,9	2.20	33,8	1.33	7,6	.30	43,9	1.73
8S	3/4-18	-08	59,4	2.34	33,8	1.33	9,9	.39	44,5	1.75
190326-										
6S	5/8-18	-06	82,3	3.24	60,5	2.38	7,6	.30	69,3	2.73

ORS Swivel Straight

FJ7044-



Dash Size	Thread	Hose Size	A		D		EØ	
			mm	in	mm	in	mm	in
FJ7044-								
0404S	9/16-18	-04	27,9	1.10	9,0	.35	4,3	.17
0606S	11/16-16	-06	32,0	1.26	9,9	.39	6,6	.26
0808S	13/16-16	-08	38,1	1.50	12,4	.49	9,7	.38
1212S	13/16-12	-12	52,6	2.07	14,0	.55	15,5	.61

†Double notch in nut for Universal type identification for both SAE 45° and 37° (JIC) connections.

*Single notch in nut for SAE 45° identification.

Reusable Fittings

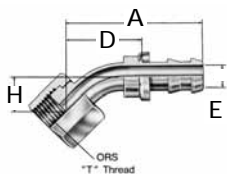
Socketless

For use with Hose:

2556, 2565, 2575, FC332, FC647, H201

ORS Swivel 45° Elbow

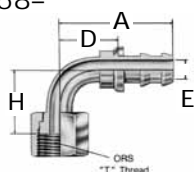
FJ7023-



Dash Size	Thread	Hose Size	A		D		EØ		H	
			mm	in	mm	in	mm	in	mm	in
FJ7023-										
0404S	9/16-18	-04	41,7	1.64	22,6	.89	4,3	.17	10,4	.41
0606S	11/16-16	-06	46,7	1.84	24,6	.97	7,6	.30	11,2	.44
0808S	13/16-16	-08	59,4	2.34	33,5	1.32	9,9	.39	15,0	.59
1212S	13/16-12	-12	86,9	3.42	48,3	1.90	15,5	.61	21,1	.83

ORS Swivel 90° Elbow

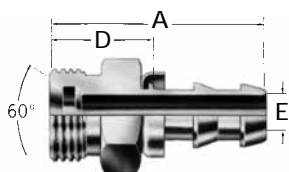
FJ7358-



Dash Size	Thread	Hose Size	A		D		EØ		H	
			mm	in	mm	in	mm	in	mm	in
FJ7358-										
0404S	9/16-18	-04	38,6	1.52	19,6	.77	4,3	.17	20,8	.82
0606S	11/16-16	-06	43,8	1.70	23,6	.93	7,6	.30	23,1	.91
0808S	13/16-16	-08	52,3	2.06	26,7	1.05	9,9	.39	29,2	1.15
1212S	13/16-12	-12	84,3	3.32	43,8	1.70	15,5	.61	48,3	1.90

BSP Socketless Male

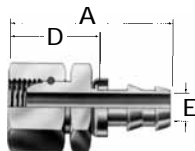
07.122-



Dash Size	Thread	Hose Size	A		D		EØ	
			mm	in	mm	in	mm	in
07.122-								
4-4	1/4-19	-04	39,5	1.56	20,5	0.81	4,0	.16
6-6	3/8-19	-06	44,0	1.73	22,0	0.87	7,5	.30
8-8	1/2-14	-08	50,0	1.97	24,0	0.94	10,0	.39
10-10	5/8-14	-10	67,0	2.64	28,0	1.10	12,0	.47
12-12	3/4-14	-12	66,5	2.62	28,0	1.10	15,5	.61
16-12	1-11	-12	70,0	2.76	31,5	1.24	15,5	.61

BSP Socketless, Metric Female Swivel

07.390-



Dash Size	Thread	Hose Size	A		D		EØ	
			mm	in	mm	in	mm	in
07.390-								
4-4	1/4-19	-04	45,0	1.79	26,5	1.04	4,0	.16
6-6	3/8-19	-06	50,0	1.97	28,0	1.10	7,5	.30
8-8	1/2-14	-08	56,0	2.20	30,0	1.18	10,0	.39
10-10	5/8-14	-10	70,0	2.76	31,0	1.22	12,0	.47
12-12	3/4-14	-12	71,5	2.81	33,0	1.30	15,5	.61
16-12	1-11	-12	74,5	2.93	36,0	1.42	15,5	.61

Material for BSP and metric fittings is steel.

Reusable Fittings

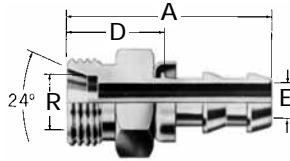
Socketless

For use with Hose:

2556, 2565, 2575, FC332, FC647, H201

Metric Male 24° DIN 3901/3902 I. Rh.

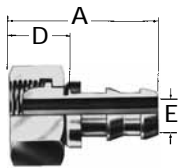
07.021-



Dash Size	Thread	Hose Size	A		D		EØ		RØ	
			mm	in	mm	in	mm	in	mm	in
07.021-										
6-4	M12 x 1.5	-04	38,0	1.50	19,0	.75	4,0	.16	6,0	.24
10-6	M16 x 1.5	-06	42,0	1.65	20,0	.79	7,5	.30	10,0	.39
15-8	M22 x 1.5	-08	47,0	1.85	21,0	.83	10,0	.39	15,0	.59

Metric Female Swivel 60° DIN 7631/ 7647

07.114-

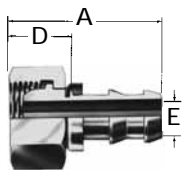


Dash Size	Thread	Hose Size	A		D		EØ	
			mm	in	mm	in	mm	in
07.114-								
20-12	M30 x 1.5	-12	56,5	2.22	18	.71	15,5	.61

Metric Universal Female Swivel 24° DIN 3901/3902 I.Rh.

07.006-

07.001-



Dash Size	Thread	Hose Size	A		D		EØ		RØ	
			mm	in	mm	in	mm	in	mm	in
07.006-										
4-4†	M12 x 1.5	-04	37,5	1.48	18,5	.73	4,0	.16	6,0	.24
8-6†	M16 x 1.5	-06	41,5	1.63	19,5	.77	7,5	.30	10,0	.39
07.001-										
6-4†	M14 x 1.5	-04	35,0	1.38	16,0	.63	4,0	.16	8,0	.31
10-6†	M18 x 1.5	-06	38,5	1.52	16,5	.65	7,5	.30	12,0	.47
13-8†	M22 x 1.5	-08	46,5	1.83	20,5	.81	10,0	.39	15,0	.59
16-10†	M26 x 1.5	-10	57,0	2.24	18,0	.71	12,0	.47	18,0	.71

Material for BSP and metric fittings is steel.

*RØ is tube O.D. and refers to mating component when not called out on the illustration.

†Universal fitting also mates with DIN 7631/7647 60° connections.

SPECIALTY &
TRUCK HOSE

LOW & MEDIUM
PRESSURE HOSE

HIGH PRESSURE HOSE

HOSE FITTINGS

ADAPTERS &
TUBE FITTINGS

ACCESSORIES &
ASSEMBLY INSTRUCTIONS

HOSE ASSEMBLY
EQUIPMENT

APPENDICES

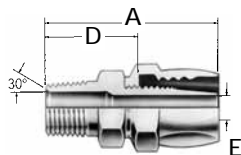
Reusable Fittings

For use with Hose:

2550, 2554, 2570

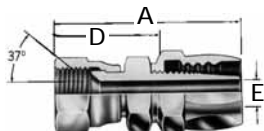
Power Steering & Airbrake

Male Pipe 479301-



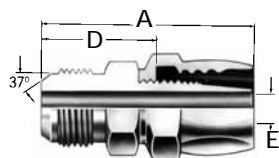
Dash Size	Thread	Hose Size	A		D		EØ	
479301-			mm	in	mm	in	mm	in
4-4S	1/4-18	-04	51,6	2.03	27,7	1.09	4,8	.19
4-6S	1/4-18	-06	54,4	2.14	29,0	1.14	7,6	.30
6-6S	3/8-18	-06	54,4	2.14	29,0	1.14	7,6	.30
8-6S	1/2-14	-06	58,9	2.32	33,5	1.32	7,6	.30
8-8S	1/2-14	-08	72,4	2.85	40,1	1.58	9,1	.36

SAE 37° (JIC) Swivel 190800-



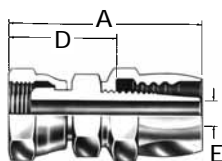
Dash Size	Thread	Hose Size	A		D		EØ	
190800-			mm	in	mm	in	mm	in
4S	7/16-20	-04	52,8	2.08	29,0	1.14	4,3	.17
5-4S	1/2-20	-04	54,1	2.13	30,2	1.19	4,8	.19
6S	9/16-18	-06	58,6	2.31	33,3	1.31	7,6	.30

SAE 37° (JIC) Male Flare FC7275-



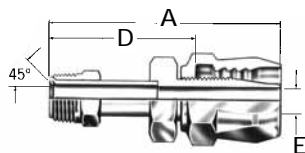
Dash Size	Thread	Hose Size	A		D		EØ	
FC7275-			mm	in	mm	in	mm	in
0606S	9/16-18	-06	58,9	2.32	33,5	1.32	7,6	.30

USF Swivel 479501-



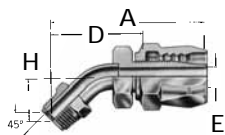
Dash Size	Thread	Hose Size	A		D		EØ	
479501-			mm	in	mm	in	mm	in
8-6S	3/4-20	-06	58,2	2.29	33,0	1.30	7,6	.30

Male Inverted Flare 190604-



Dash Size	Thread	Hose Size	A		D		EØ	
190604-			mm	in	mm	in	mm	in
4-6S	7/16-24	-06	67,8	2.67	42,4	1.67	4,6	.18
6S	5/8-18	-06	67,8	2.67	42,4	1.67	7,6	.30

Male Inverted Flare 45° Elbow 190605-



Dash Size	Thread	Hose Size	A		D		EØ		H	
190605-			mm	in	mm	in	mm	in	mm	in
4-6S	7/16-24	-06	74,9	2.95	49,5	1.95	4,6	.18	24,4	.96
6S	5/8-18	-06	74,9	2.95	49,5	1.95	7,6	.30	24,4	.96

NOTE: For correct socket part number, see page 65.

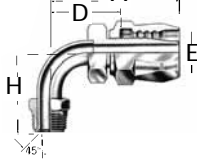
Reusable Fittings

Power Steering & Airbrake

For use with Hose:

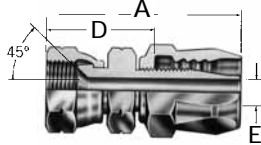
2550, 2554, 2570

Male Inverted Flare 90° Elbow 190606-



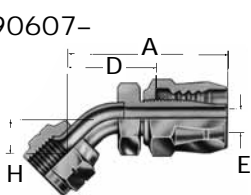
Dash Size	Thread	Hose Size	A		D		EØ		H	
			mm	in	mm	in	mm	in	mm	in
190606-										
4-6S	7/16-24	-06	65,5	2.58	40,1	1.58	4,6	.18	42,9	1.69
5-6S	1/2-20	-06	65,5	2.58	40,1	1.58	6,1	.24	42,9	1.69
6S	5/8-18	-06	65,5	2.58	40,1	1.58	7,6	.30	43,9	1.73

SAE 45° Swivel 479601-



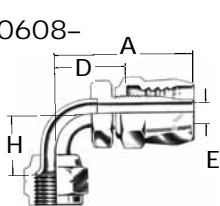
Dash Size	Thread	Hose Size	A		D		EØ	
			mm	in	mm	in	mm	in
479601-								
4-6S	7/16-20	-06	53,8	2.12	28,7	1.13	4,3	.17
6S	5/8-18	-06	58,6	2.31	33,3	1.31	7,6	.30

SAE 45° Swivel 45° Elbow 190607-



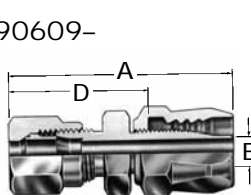
Dash Size	Thread	Hose Size	A		D		EØ		H	
			mm	in	mm	in	mm	in	mm	in
190607-										
4-6S	7/16-20	-06	52,3	2.06	26,9	1.06	4,6	.18	8,4	.33
6S	5/8-18	-06	55,4	2.18	30,0	1.18	7,6	.30	9,9	.39

SAE 45° Swivel 90° Elbow 190608-



Dash Size	Thread	Hose Size	A		D		EØ		H	
			mm	in	mm	in	mm	in	mm	in
190608-										
4-6S	7/16-20	-06	49,5	1.95	24,1	.95	4,6	.18	17,3	.68
6S	5/8-18	-06	52,8	2.08	27,4	1.08	7,6	.30	21,6	.85

SAE Male Flareless with Nut and Ferrule 190609-



Dash Size	Thread	Hose Size	A		D		EØ	
			mm	in	mm	in	mm	in
190609-								
4-6S	7/16-20	-06	62,0	2.44	24,6	.97	5,1	.20
6S	9/16-18	-06	63,5	2.50	24,9	.98	7,1	.28

NOTE: For correct socket part number, see page 65.

SPECIALTY &
TRUCK HOSE

LOW & MEDIUM
PRESSURE HOSE

HIGH PRESSURE HOSE

HOSE FITTINGS

ADAPTERS &
TUBE FITTINGS

ACCESSORIES &
ASSEMBLY INSTRUCTIONS

HOSE ASSEMBLY
EQUIPMENT

APPENDICES

Reusable Fittings Accessories

For use with Hose:
2550, 2554, 2570




Union
3/4-20 USF to 1/4-inch
male pipe thread
2038-4-8S

3/4-20 USF to 3/8-inch
male pipe thread
2038-6-8S



Gladhand
1/2-inch female
pipe thread
190231-8



Spring Guard
Fittings specified in
charts can be used
with or without
spring guard
900774-6

Band Clamp

For use with Hose:
FC252, FC352

Band Clamp,
Silicone Hose Clamp
FF9148-



Dash Size	Use with FC252 Hose Dash Size	Use with FC352 Hose Dash Size
FF9148-		
12	-08, -10	-08, -10
16	-12	-12, -14
24	-16	-16, -18, -20, -22
32		-24, -26, -28
40		-32, -36, -38
48		-40, -44
52		-48
60		-56
68		-64

Band Clamp and Nipples

For use with Hose:
2661, FC619

Band Clamp and
Nipples, Bank Clamp
FF90152-



Dash Size	Hose Size
FF90152-	
01	-12
01	-16
01	-20

Reusable Fittings

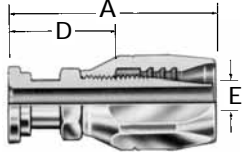
Railroad Airbrake

For use with Hose:

1531, 1531A

Straight Split Flange

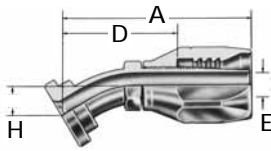
FJ4649-



Nipple Part #	Socket Part #	Hose Size	A		D		EØ	
			mm	in	mm	in	mm	in
FJ4649-								
FJ4649-1216S	1219-16S	-16	78,2	3.08	43,4	1.71	20,6	.81
FJ4649-1620S	1219-20S	-20	87,9	3.46	50,0	1.97	26,7	1.05
FJ4649-2024S	1219-24S	-24	84,8	3.34	43,9	1.73	32,5	1.28

45° Elbow 2 Bolt Split Flange

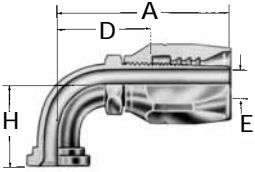
FJ4709-



Nipple Part #	Socket Part #	Hose Size	A		D		EØ		H	
			mm	in	mm	in	mm	in	mm	in
FJ4709-										
FJ4709-1620S	1219-20S	-20	102,4	4.03	64,5	2.54	26,7	1.05	23,1	.91
FJ4709-2024S	1219-24S	-24	120,1	4.73	79,2	3.12	32,5	1.28	26,2	1.03

90° Elbow 2 Bolt Split Flange

FJ4650-

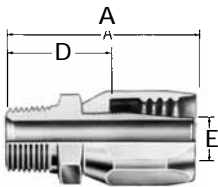


Nipple Part #	Socket Part #	Hose Size	A		D		EØ		H	
			mm	in	mm	in	mm	in	mm	in
FJ4650-										
FJ4650-1216S	1219-16S	-16	92,7	3.65	57,9	2.28	20,6	.81	52,3	2.06
FJ4650-1620S	1219-20S	-20	105,4	4.15	67,6	2.66	26,7	1.05	58,6	2.31
FJ4650-2024S	1219-24S	-24	116,8	4.60	116,8	4.60	32,5	1.28	66,8	2.63

*Contact Eaton for flange part number

Male Pipe

458-



Dash Size	Thread	Hose Size	A		D		EØ	
			mm	in	mm	in	mm	in
458-								
8-10S	1/2-14	-10	72,4	2.85	42,4	1.67	11,4	.45
12-12S	3/4-14	-12	74,2	2.92	42,4	1.67	14,7	.58
12-16S	3/4-14	-16	80,2	3.16	45,5	1.79	20,6	.81
16-16S	1-11 1/2	-16	85,1	3.35	50,8	1.98	20,6	.81
16-20S	1-11 1/2	-20	91,7	3.61	53,6	2.11	26,7	1.05
16-24S	1-11 1/2	-24	94,7	3.73	53,8	2.12	32,5	1.28
20-24S	1 1/4-11 1/2	-24	95,5	3.76	54,6	2.15	32,5	1.28

SPECIALTY & TRUCK HOSE

LOW & MEDIUM PRESSURE HOSE

HIGH PRESSURE HOSE

HOSE FITTINGS

ADAPTERS & TUBE FITTINGS

ACCESSORIES & ASSEMBLY INSTRUCTIONS

HOSE ASSEMBLY EQUIPMENT

APPENDICIES

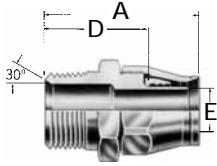
Reusable Fittings

"Super Gem"

For use with PTFE Hose:

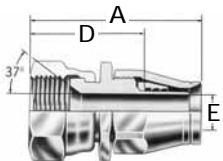
2807, FC465, S-TW

Male Pipe
38-190627-



Dash Size	Thread	Hose Size	A		D		EØ	
			mm	in	mm	in	mm	in
38-190627-								
2-4*	1/8-27	-04	34,3	1.35	22,6	.89	4,1	.16
4-4*	1/4-18	-04	39,1	1.54	27,4	1.08	4,1	.16
4-5*	1/4-18	-05	40,1	1.58	27,2	1.07	5,8	.23
4-6*	1/4-18	-06	42,2	1.66	28,7	1.13	7,1	.28
6-6*	3/8-18	-06	42,2	1.66	28,7	1.13	7,1	.28
6-8*	3/8-18	-08	45,5	1.79	29,5	1.16	9,7	.38
8-10*	1 1/2-14	-10	54,1	2.13	37,1	1.46	11,9	.47
12-12*	3/4-14	-12	57,4	2.26	40,9	1.61	15,0	.59
16-16*	1-1 1/2	-16	63,0	2.48	47,2	1.86	21,1	.83
20-20*	1 1/4-11 1/2	-20	71,9	2.83	55,1	2.17	26,9	1.06

SAE 37° (JIC) Swivel
63-190600-



Dash Size	Thread	Hose Size	A		D		EØ	
			mm	in	mm	in	mm	in
63-190600-								
3*	3/8-24	-03	35,0	1.38	26,4	1.04	2,2	.09
4*	7/16-20	-04	40,1	1.58	28,7	1.13	4,1	.16
5*	1/2-20	-05	42,7	1.68	29,7	1.17	5,8	.23
6*	9/16-18	-06	44,2	1.74	31,0	1.22	6,6	.26
8*	3/4-16	-08	50,8	1.98	34,3	1.35	9,7	.38
10*	7/8-14	-10	56,4	2.22	39,1	1.54	11,9	.47
12*	1 1/16-12	-12	59,2	2.33	42,4	1.67	15,0	.59
16*	1 5/16-12	-16	64,0	2.52	48,5	1.91	21,1	.83
20*	1 5/8-12	-20	74,2	2.92	57,7	2.27	26,9	1.06

*Also supplied in stainless steel. Add suffix "C" to part number and delete prefix "63" or "38".

NOTE: Sleeve part number 900568-(size).

Note: For correct socket part number, see page 65.

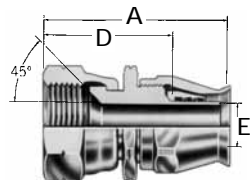
Reusable Fittings

“Super Gem”

For use with PTFE Hose:

2807, FC465, S-TW

SAE 45° Swivel
63-190990-

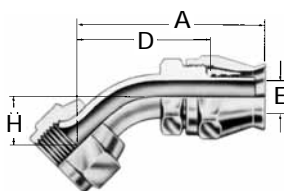


Dash Size	Thread	Hose Size	A		D		EØ	
			mm	in	mm	in	mm	in
63-190990-								
4	7/16-20	-04	40,1	1.58	28,4	1.12	4,1	.16
5	1/2-20	-05	42,7	1.68	29,7	1.17	5,8	.23
6	5/8-18	-06	45,0	1.77	31,8	1.25	7,1	.28
8	3/4-16	-08	50,8	1.98	34,5	1.36	9,7	.38
10	7/8-14	-10	56,4	2.22	39,1	1.54	11,9	.47
12	1 1/16-14	-12	59,2	2.33	42,4	1.67	15,0	.59

45° Elbow

Universal
190773-

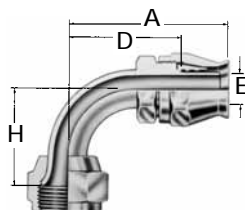
SAE 45° Swivel
FC9341-



Dash Size	Thread	Hose Size	A		D		EØ		H	
			mm	in	mm	in	mm	in	mm	in
190773-										
3S	3/8-24	-03	38,1	1.50	29,7	1.17	2,3	.09	11,7	.46
4S	7/16-20	-04	38,4	1.51	26,7	1.05	4,1	.16	8,4	.33
5S	1/2-20	-05	41,1	1.62	28,2	1.11	5,8	.23	9,1	.36
6S†	9/16-18	-06	43,7	1.72	30,5	1.20	7,1	.28	9,9	.39
8S	3/4-16	-08	57,7	2.27	41,7	1.64	9,7	.38	14,0	.55
10S	7/8-14	-10	62,5	2.46	45,5	1.79	11,9	.47	16,3	.64
12S†	1 1/16-12	-12	72,6	2.86	56,1	2.21	15,0	.59	19,8	.78
16S†	1 5/16-12	-16	83,8	3.30	68,1	2.68	21,1	.83	27,2	1.07
20S	1 5/8-12	-20	96,5	3.80	79,8	3.14	26,9	1.06	31,0	1.22
FC9341-										
0606S	5/8-18	-06	43,7	1.72	30,5	1.20	7,1	.28	9,9	.39
1212S	1 1/16-14	-12	72,6	2.86	56,1	2.21	15,0	.59	19,8	.78

Universal
190772-

SAE 45° Swivel
FC9171-



Dash Size	Thread	Hose Size	A		D		EØ		H	
			mm	in	mm	in	mm	in	mm	in
190772-										
3S	3/8-24	-03	32,3	1.27	23,6	.93	2,3	.09	22,1	.87
4S	7/16-20	-04	35,8	1.41	24,1	.95	4,1	.16	17,3	.68
5S	1/2-20	-05	38,6	1.52	25,4	1.00	5,8	.23	19,6	.77
6S†	9/16-18	-06	41,1	1.62	27,9	1.10	7,1	.28	21,6	.85
8S	3/4-16	-08	51,6	2.03	35,8	1.41	9,7	.38	27,7	1.09
10S	7/8-14	-10	54,9	2.16	37,8	1.49	11,9	.47	31,2	1.23
10-12S	7/8-14	-12	56,6	2.23	39,9	1.57	11,7	.46	31,2	1.23
12S†	1 1/16-12	-12	71,6	2.82	55,1	2.17	15,0	.59	46,2	1.82
12-16S†	1 1/16-14	-16	72,9	2.87	56,4	2.22	14,7	.58	46,2	1.82
16S†	1 5/16-12	-16	78,7	3.10	63,2	2.49	20,8	.82	60,7	2.39
FC9171-										
0606S	5/8-18	-06	41,1	1.62	27,9	1.10	7,1	.28	21,6	.85
1212S	1 1/16-14	-12	71,1	2.80	55,6	2.19	15,0	.59	46,2	1.82

†SAE 37° (JIC) swivel only

Universal type identification for both SAE 45° and 37° connections.

NOTE: Sleeve part number 900568-(size).

Note: For correct socket part number, see page 65.

SPECIALTY &
TRUCK HOSE

LOW & MEDIUM
PRESSURE HOSE

HIGH PRESSURE HOSE

HOSE FITTINGS

ADAPTERS &
TUBE FITTINGS

ACCESSORIES &
ASSEMBLY INSTRUCTIONS

HOSE ASSEMBLY
EQUIPMENT

APPENDICES

Reusable Fittings

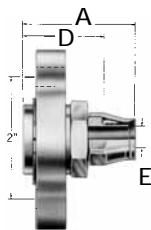
"Super Gem"

For use with PTFE Hose:

2807, FC465, S-TW

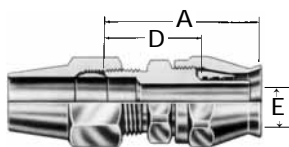
2-Bolt Swivel Flange

63-190626-



Dash Size	Flange Head Dia.		Hose Size	A		D		EØ	
	mm	in		mm	in	mm	in	mm	in
63-190626-									
6	73,2	2.88	-06	45,2	1.78	32,0	1.26	7,1	.28
12	73,2	2.88	-12	52,6	2.07	36,1	1.42	14,2	.56
16	73,2	2.88	-16	55,4	2.18	37,8	1.49	4,8	.19

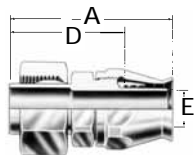
Compression Ball Sleeve 38-191074-



Dash Size	Tube Size	Hose Size	A		D		EØ	
			mm	in	mm	in	mm	in
38-191074-								
8	-08	-08	42,2	1.66	26,4	1.04	9,7	.38
10	-10	-10	47,0	1.85	30,0	1.18	11,9	.47
12	-12	-12	52,8	2.08	35,8	1.41	15,0	.59

SAE Ball Sleeve*

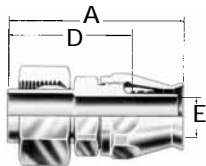
190718-



Dash Size	Thread Size	Hose Size	A		D		EØ	
			mm	in	mm	in	mm	in
190718-								
8S	1 ¹ / ₁₆ -20	-08	52,6	2.07	36,6	1.44	9,7	.38
10-8S	1 ³ / ₁₆ -18	-08	52,6	2.07	36,6	1.44	9,7	.38
10S	1 ³ / ₁₆ -18	-10	54,9	2.16	37,8	1.49	12,2	.48
12S	1-18	-12	61,5	2.42	44,7	1.76	15,0	.59

Special Ball Sleeve*

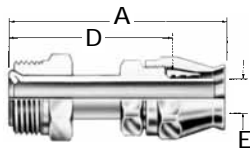
190742-



Dash Size	Thread Size	Hose Size	A		D		EØ	
			mm	in	mm	in	mm	in
190742-								
10S	7/ ₈ -18	-10	54,9	2.16	37,8	1.49	12,2	.48

SAE Male Inverted Flare Straight

FC9062-



Dash Size	Thread Size	Hose Size	A		D		EØ	
			mm	in	mm	in	mm	in
FC9062-								
0404S	7/ ₁₆ -24	-04	54,1	2.13	42,2	1.66	4,1	.16
0505S	1/ ₂ -20	-05	55,1	2.17	42,2	1.66	5,8	.23
0506S	1/ ₂ -20	-06	56,1	2.21	42,9	1.69	5,3	.21
0606S	5/ ₈ -18	-06	56,1	2.21	42,9	1.69	7,1	.28
0808S	3/ ₄ -18	-08	62,7	2.47	46,7	1.84	9,7	.38
1010S	7/ ₈ -18	-10	70,6	2.78	53,6	2.11	11,9	.47
1212S	1 ¹ / ₁₆ -16	-12	76,7	3.02	60,2	2.37	15,0	.59

NOTE: For correct socket part number, see page 65

*Some B-W compressor adapters require special mating nuts. For 1³/₁₆"-18 thread size for 1/2" O.D. tubing, use fitting 190718-10-8S with 2807-8 Hose.

For special thread size 7/₈"-18, use fitting 190742-10S with 2807-10 Hose.

NOTE: Sleeve part number is 900568-(size)

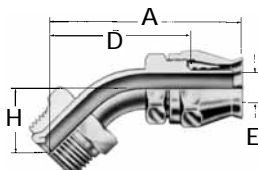
Reusable Fittings

“Super Gem”

For use with PTFE Hose:

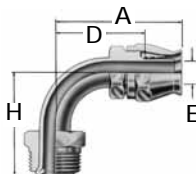
2807, FC465, S-TW

SAE Male Inverted
Flare 45° Elbow
FC9063-



Dash Size	Thread	Hose Size	A		D		EØ		H	
			mm	in	mm	in	mm	in	mm	in
FC9063-										
0505S	1/2-20	-05	62,5	2.46	49,3	1.94	5,8	.23	24,4	.96
0506S	1/2-20	-06	63,5	2.50	50,0	1.97	5,3	.21	24,4	.96
0606S	5/8-18	-06	63,5	2.50	50,0	1.97	7,1	.28	24,4	.96
0808S	3/4-18	-08	67,6	2.66	51,8	2.04	9,7	.38	23,6	.93
1010S	7/8-18	-10	75,2	2.96	58,2	2.29	11,9	.47	26,2	1.03
1212S	1 1/16-16	-12	78,7	3.10	62,0	2.44	15,0	.59	27,9	1.10

SAE Male Inverted
Flare 90° Elbow
190950-



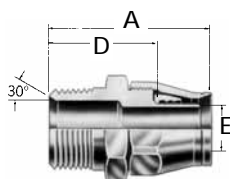
Dash Size	Thread	Hose Size	A		D		EØ		H	
			mm	in	mm	in	mm	in	mm	in
190950-										
4S	7/16-24	-04	51,8	2.04	39,9	1.57	4,1	.16	42,9	1.69
5S	1/2-20	-05	52,8	2.08	39,9	1.57	5,8	.23	42,9	1.69
5-6S	1/2-20	-06	53,8	2.12	40,6	1.60	5,3	.21	42,9	1.69
6S	5/8-18	-06	53,8	2.12	40,6	1.60	7,1	.28	43,9	1.73
8S	3/4-18	-08	58,9	2.32	42,9	1.69	9,7	.38	44,2	1.74
10S	7/8-18	-10	67,6	2.66	50,5	1.99	11,9	.47	56,1	2.21
12S	1 1/16-16	-12	69,3	2.73	52,6	2.07	15,0	.59	59,7	2.35

Note: Sleeve part number is 900568-(size).

For use with PTFE Hose:

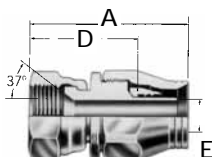
2808

Male Pipe
38-190628-



Dash Size	Thread	Hose Size	A		D		EØ	
			mm	in	mm	in	mm	in
38-190628-								
6-8	3/8-18	-08	48,5	1.91	33,5	1.32	8,9	.35
8-10	1/2-14	-10	53,8	2.12	39,4	1.55	11,2	.44
12-12	3/4-14	-12	60,9	2.40	41,4	1.63	14,2	.56
16-16	1-11 1/2	-16	66,8	2.63	47,2	1.86	21,1	.83
20-20	1 1/4-11 1/2	-20	77,5	3.05	53,1	2.09	26,9	1.06
24-24	1 1/2-11 1/2	-24	80,2	3.16	55,9	2.20	32,5	1.28

SAE 37° (JIC) Swivel
63-190535-



Dash Size	Thread	Hose Size	A		D		EØ	
			mm	in	mm	in	mm	in
63-190535-								
8	3/4-16	-08	52,6	2.07	37,6	1.48	8,9	.35
10	7/8-14	-10	56,4	2.22	41,7	1.64	11,2	.44
12	1 1/16-12	-12	62,5	2.46	43,8	1.70	14,2	.56
16	1 5/16-12	-16	67,6	2.66	48,3	1.90	21,1	.83
20	1 5/8-12	-20	79,8	3.14	55,6	2.19	26,9	1.06
24	1 7/8-12	-24	85,9	3.38	61,5	2.42	32,5	1.28

Note: Sleeve part number is 900515-(size)

Split Flanges Kits & O-Rings

SPECIALTY & TRUCK HOSE

LOW & MEDIUM PRESSURE HOSE

HIGH PRESSURE HOSE

HOSE FITTINGS

ADAPTERS & TUBE FITTINGS

ACCESSORIES & ASSEMBLY INSTRUCTIONS

HOSE ASSEMBLY EQUIPMENT

APPENDICES



Split flanges

Eaton has standard pressure series (code 61) and high pressure series (code 62) split flange components in kit form that save time in selecting and ordering. Each kit includes two flange

halves, four grade-8 hex bolts, four lock washers and an o-ring. The standard kit has a Buna-N 90 durometer o-ring that is compatible with petroleum and water-base hydraulic fluids. Optional kits contain EPR

and Viton* o-rings for applications where fluid compatibility or high temperatures require other than Buna-N o-rings.

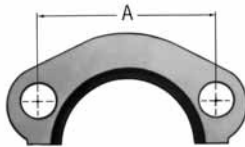
**Viton is a trademark of E.I. DuPont.*



Two methods can be used to determine the flange dash size and code. The first is by measuring the flange head diameter on the fitting itself. This is referred to as the "K" dimension. The second is by measuring the "A" dimension on the flange or

the flange port. Either will determine the dash size and the code since these dimensions are exclusive to either code 61 or code 62 split flange kits. See chart below for these dimensions.

In some cases, split flange fittings are available for hoses which exceed the pressures listed; when ordering fittings or hose assemblies, the terminal end performance rating may reduce the overall rating of the assembly.



"A" Dim.	"K" Flange Head Dia.	Flange Dash Size	Maximum Operating Pressure*		Recommended Bolt Torque (lb-in)
			bar	psi	
Code 61					
1.50	1.19	-08	350,0	5000	175-225
1.88	1.50	-12	350,0	5000	225-350
2.06	1.75	-16	350,0	5000	325-425
2.31	2.00	-20	280,0	4000	425-550
2.75	2.38	-24	210,0	3000	550-700
3.06	2.81	-32	210,0	3000	650-800
3.50	3.31	-40	175,0	2500	950-1100
4.19	4.00	-48	140,0	2000	1650-1800
Code 62					
1.59	1.25	-08	420,0	6000	175-225
2.00	1.63	-12	420,0	6000	300-400
2.25	1.88	-16	420,0	6000	500-600
2.62	2.12	-20	420,0	6000	750-900
3.12	2.50	-24	420,0	6000	1400-1600
3.81	3.12	-32	420,0	6000	2400-2600

*Per SAE J518 standard.

Assembly Procedure

Many leakage problems can be avoided if the split flanges are properly assembled.

To Properly Assemble:

1. Clean all mating surfaces.
2. Lubricate the o-ring.
3. Partially tighten each bolt in rotation until all are fully tightened to the recommended torque value.

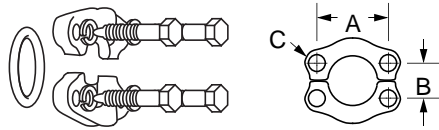
How to Order:

1. Determine the dash size and the code.
2. Select o-ring for fluid compatibility.
3. Order by kit number shown on pages 190-194.

Split Flanges, Kits, O-Rings

Split Flange Kits –
SAE Standard
Pressure Series
(Code 61)
SAE J518

O-Ring Material:
Buna-N 90 Durometer
Temperature Range:
-40°F to +250°F
(-40°C to + 121°C)



Nominal Flange Size	Complete Kit	*Flange Halves 2 Req'd	*Buna-N O-ring 1 Req'd	*Bolts 4 Req'd	*Lock Washer 4 Req'd	A	B	C	Bolt Torque lb.-in
1/2	FF593-08	449-74446-8	FF9446-210	FF9442-0520-94	210104-5S	1.50	.68	.34	175-225
3/4	FF593-12	449-74446-12	FF9446-214	FF9442-0620-94	210104-6S	1.88	.88	.41	250-350
1	FF593-16	449-74446-16	FF9446-219	FF9442-0620-94	210104-6S	2.06	1.04	.41	325-425
1-1/4	FF593-20	449-74446-20	FF9446-222	FF9442-0724-94	210104-7S	2.31	1.18	.48	425-550
1-1/2	FF593-24	449-74446-24	FF9446-225	FF9442-0824-94	210104-8S	2.75	1.40	.53	550-700
2	FF593-32	449-74446-32	FF9446-228	FF9442-0824-94	210104-8S	3.06	1.68	.53	650-800
2-1/2	FF593-40	449-74446-40	FF9446-232	FF9442-0828-94	210104-8S	3.50	2.00	.53	950-1100
3	FF593-48	449-74446-48	FF9446-237	FF9442-1028-94	210104-10S	4.19	2.44	.66	1650-1800

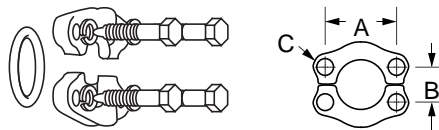
* Included in Kit.

**Viton kit available as part # FF687-Size. EPR kit available as part # FF688-size. See pg. 192 for Viton and EPR o-ring part numbers.
Note: All measurements in inches.

Split Flange Kits –
SAE High Pressure
Series (Code 62)
SAE J518

O-Ring Material:
Buna-N 90 Durometer
Temperature Range:
-40°F to +250°F
(-40°C to + 121°C)

Note: Code 62 split flange kits cannot be used with Cat flange fittings. Use existing split flanges.



Nominal Flange Size	Complete Kit	*Flange Halves 2 Req'd	*Buna-N O-ring 1 Req'd	*Bolts 4 Req'd	*Lock Washer 4 Req'd	A	B	C	Bolt Torque lb.-in
3/4	FF595-12	FC3425-12-449	FF9446-214	FF9442-0624-94	210104-6S	2.00	.94	.42	300-400
1	FF595-16	FC3425-16-449	FF9446-219	FF9442-0728-94	210104-7S	2.25	1.10	.50	500-600
1-1/4	FF595-20	FC3425-20-449	FF9446-222	FF9442-0828-94	210104-8S	2.62	1.24	.60	750-900
1-1/2	FF595-24	FC3425-24-449	FF9446-225	FF9442-1036-94	210104-10S	3.12	1.44	.66	1400-1600
2	FF595-32	FC3425-32-449	FF9446-228	FF9442-1244-94	210104-12S	3.81	1.76	.78	2400-2600

* Included in Kit.

Viton Kit available as part #FF689-size. See page 192 for Viton o-ring part numbers.
Note: All measurements in inches.

SPECIALTY &
TRUCK HOSE

LOW & MEDIUM
PRESSURE HOSE

HIGH PRESSURE HOSE

HOSE FITTINGS

ADAPTERS &
TUBE FITTINGS

ACCESSORIES &
ASSEMBLY INSTRUCTIONS

HOSE ASSEMBLY
EQUIPMENT

APPENDICIES

Split Flanges, Kits, O-Rings

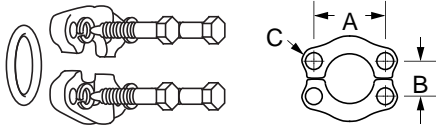
Split Flange Kits

Split Flange Kits – SAE Standard Pressure Series (Code 61) Performance

O-Ring Material:
Buna-N 90 Durometer

Temperature Range:
-40°F to +250°F
(-40°C to + 121°C)

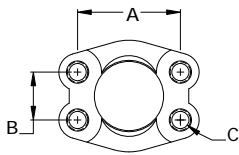
Flange Material:
Powdered Metal. Equivalent to SAE J518 Code 61 Performance.



Nominal Flange Size	Complete Kit	*Flange Halves 2 Req'd	*Buna-N O-ring 1 Req'd	*Bolts 4 Req'd	*Lock Washer 4 Req'd	A	B	C	Bolt Torque lb.-in
1	FF824-16	FC2713-16-170	FF9446-219	FF9442-0620-94	210104-2-6S	2.06	1.04	.41	325-425
1-1/4	FF824-20	FC2713-20-170	FF9446-222	FF9442-0724-94	210104-7S	2.31	1.18	.47	425-550
1-1/2	FF824-24	FC2713-24-170	FF9446-225	FF9442-0824-94	210104-8S	2.75	1.40	.53	550-700

* Included in Kit.
Note: All measurements in inches.

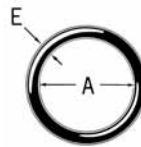
4 Hole Flange - SAE Standard Pressure Series (Code 61) SAE J518



Nominal Flange Size	4 Bolt Flange*	A	B	C (Threaded)
3/4	FC2119-12-449	1.88	.88	3/8-16
1	FC2119-16-449	2.06	1.03	7/16-14
1-1/4	FC2119-20-449	2.31	1.19	3/8-16
1-1/2	FC2119-24-449	2.75	1.41	1/2-13
2	FC2119-32-449	3.06	1.69	1/2-13
2-1/2	FC2119-40-449	3.50	2.00	1/2-13

*Available without threaded hoses as part #FC3459-size-449.
Note: All measurements in inches.

O-Rings for SAE J518 Split Flange

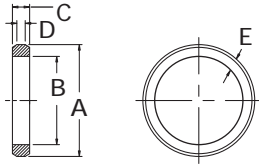


O-Ring Base No.	Material	Operating Temperature Range
FF9016 EPDM	80 durometer	-65°F to +300°F (-55°C to +150°C)
FF9446 Buna-N	90 durometer Buna-N	-40°F to +250°F (-40°C to +121°C)
22046 Viton	90 durometer	-15°F to +400°F (-25°C to +205°C)

O-Ring Dash Size Designation	Flange Dash Size	Nominal Flange Size	A		E	
			mm	in	mm	in
210	08	1/2	18,5	.734	3.5	.139
214	12	3/4	24,9	.984	3.5	.139
219	16	1	32,9	1.296	3.5	.139
222	20	1 1/4	37,7	1.484	3.5	.139
225	24	1 1/2	47,2	1.859	3.5	.139
228	32	2	56,7	2.234	3.5	.139
232	40	2 1/2	69,4	2.734	3.5	.139
237	48	3	85,3	3.359	3.5	.139

O-Rings

Cat Flange D-Ring*



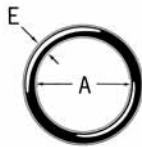
Part Number	A Ref		B Ref		C Ref		D Ref		E Ref	
	mm	in	mm	in	mm	in	mm	in	mm	in
FF90319-12	32,3	1.27	25,4	1.00	5,1	.20	2,5	.10	3,6	.14
FF90319-16	38,6	1.52	31,8	1.25	5,1	.20	2,5	.10	3,6	.14
FF90319-20	45,0	1.77	38,1	1.50	5,1	.20	2,5	.10	3,6	.14
FF90319-24	51,6	2.03	44,7	1.76	5,1	.20	2,5	.10	3,6	.14
FF90319-32	70,6	2.78	64,0	2.52	5,1	.20	2,5	.10	3,6	.14

Temperature range: -40°F to +212°F.

Material: Nitrile (Buna-N)

*To be used only with Cat flange.

O-Rings for Staplok® Fittings



O-Ring Base No.	Material	Operating Temperature Range
FF9508 (Standard)	90 durometer Buna-N	-40°F to +250°F (-40°C to +121°C)

O-Ring Dash Size Designation	Staplok Dash Size	A		E	
		mm	in	mm	in
04	04	6,1	.24	2,0	.08
06	06	9,9	.39	2,0	.08
08	08	13,0	.51	2,5	.10
12	12	19,1	.75	2,5	.10
16	16	24,9	.98	2,5	.10
20	20	33,0	1.30	2,5	.10
24	24	40,2	1.58	3,0	.12
32	32	50,0	1.97	3,0	.12

Backup Rings and Staples for Staplok Fittings



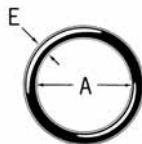
FF9509



FF9672

Hose Size	Backup Ring Part No.	Staple Part No.	Staplok Fittings
-04	FF9509-04	FF9672-04S	04
-06	FF9509-06	FF9672-06S	06
-08	FF9509-08	FF9672-08S	08
-12	FF9509-12	FF9672-12S	12
-16	FF9509-16	FF9672-16S	16
-20	FF9509-20	FF9672-20S	20
-32	FF9509-32	FF9672-32S	32

O-Rings for Bump Tube O-Ring Seal and O-Ring Pilot Fittings



O-Ring Part Number	O-Ring Pilot Dash Size	A		E	
		mm	in	mm	in
22546-11	-06	7,6	.30	1,8	.07
22546-13	-08	10,9	.43	1,8	.07
22546-15	-10	14,0	.55	1,8	.07
22546-17	-12	17,3	.68	1,8	.07

SPECIALTY & TRUCK HOSE

LOW & MEDIUM PRESSURE HOSE

HIGH PRESSURE HOSE

HOSE FITTINGS

ADAPTERS & TUBE FITTINGS

ACCESSORIES & ASSEMBLY INSTRUCTIONS

HOSE ASSEMBLY EQUIPMENT

APPENDICIES

O-Rings Seal Kit

FF10280-01

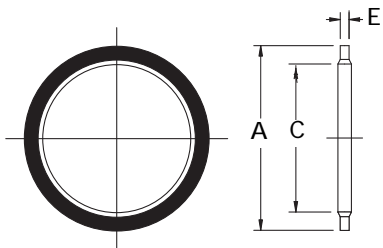
Includes metal box, o-rings for ORS -4 through -24, o-ring boss -04 through -32, Split flange -08 through -32, 24 packages with twelve 90 durometer nitrile o-rings per package. Packages can be ordered individually by part number listed.



Connection	Size	12 O-Ring Package Part No.	Individual O-Ring Part No.
ORS*	-04	FF10266-01-11	FF9446-11
ORS*	-06	FF10266-01-12	FF9446-12
ORS*	-08	FF10266-01-14	FF9446-14
ORS*	-10	FF10266-01-16	FF9446-16
ORS*	-12	FF10266-01-18	FF9446-18
ORS*	-16	FF10266-01-21	FF9446-21
ORS*	-20	FF10266-01-25	FF9446-25
ORS*	-24	FF10266-01-29	FF9446-29
O-Ring Boss	-04	FF10273-01-04	22617-4
O-Ring Boss	-05	FF10273-01-05	22617-5
O-Ring Boss	-06	FF10273-01-06	22617-6
O-Ring Boss	-08	FF10273-01-08	22617-8
O-Ring Boss	-10	FF10273-01-10	22617-10
O-Ring Boss	-12	FF10273-01-12	22617-12
O-Ring Boss	-16	FF10273-01-16	22617-16
O-Ring Boss	-20	FF10273-01-20	22617-20
O-Ring Boss	-24	FF10273-01-24	22617-24
O-Ring Boss	-32	FF10273-01-32	22617-32
Split Flange	-08	FF10266-01-210	FF9446-210
Split Flange	-12	FF10266-01-214	FF9446-214
Split Flange	-16	FF10266-01-219	FF9446-219
Split Flange	-20	FF10266-01-222	FF9446-222
Split Flange	-24	FF10266-01-225	FF9446-225
Split Flange	-32	FF10266-01-228	FF9446-228

*For ORS o-ring kit order part number: FF10265-01, only includes ORS o-rings.

BSPP Bonded Seal for DIN 3852-2 Ports

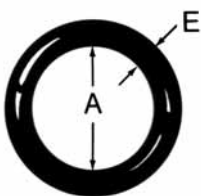


Bonded Seal Part Number	BSPP Thread Size	A Ref Inch	C Ref Inch	E Ref Inch
FF9895-02	1/8 - 28	0.625	0.403	0.080
FF9895-04	1/4 - 19	0.810	0.536	0.080
FF9895-06	3/8 - 19	0.937	0.675	0.080
FF9895-08	1/2 - 14	1.125	0.843	0.097
FF9895-10	5/8 - 14	1.250	0.920	0.097
FF9895-12	3/4 - 14	1.375	1.060	0.097
FF9895-16	1 - 11	1.685	1.329	0.133
FF9895-20	1 1/4 - 11	2.062	1.685	0.133
FF9895-24	1 1/2 - 11	2.307	1.902	0.133
FF9895-32	2 - 11	2.875	2.380	0.133

Material: Steel with bonded Nitrile (Buna-N) seal.

Designating Separate SAE Boss O-Rings

To order Eaton o-rings separately without fittings specify the size and material by using the o-ring base number and dash size. The charts below offer a simple method to assure the correct o-ring for your application.

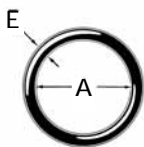


O-Ring Base No.	Material	Operating Temperature Range
22617 (Standard)	90 Durometer Buna-N Nitrile Rubber	-30°F to +250°F (-34°C to +121°C)
22033	EPR Ethylene Propylene Rubber	-65°F to +212°F (-55°C to +100°C)
22068	Viton* Fluoroelastomer	-15°F to +400°F (-25°C to +205°C)
22012	Buna-N, Low Temperature Nitrile Rubber	-65°F to +225°F (-55°C to +107°C)

O-Ring Dash Size	Tube Size	A		E	
		mm	in	mm	in
-4	-04 (1/4)	8,9	.351	1,8	.072
-6	-06 (3/8)	11,9	.468	2,0	.078
-8	-08 (1/2)	16,3	.644	2,3	.087
-10	-10 (5/8)	19,3	.755	2,5	.097
-12	-12 (3/4)	23,4	.924	3,0	.116
-16	-16 (1)	29,7	1.171	3,0	.116
-20	-20 (1 1/4)	37,6	1.475	3,0	.118
-24	-24 (1 1/2)	43,7	1.720	3,0	.118

Designating Separate ORS O-Rings

To order Eaton o-rings separately without fittings specify the size and material by using the o-ring designator and o-ring base number. The charts to the right offer a simple method to assure the correct o-ring for your application.



O-Ring Base No.	Material	Operating Temperature Range
FF9446 (Standard)	90 Durometer Buna-N Nitrile Rubber	-40°F to +250°F (-40°C to +121°C)
FF9807	EPR Ethylene Propylene Rubber	-65°F to +300°F (-55°C to +150°C)
22046	Viton Fluoroelastomer	-15°F to +400°F (-25°C to +205°C)
FF9855	Buna-N, Low Temperature Nitrile Rubber	-65°F to +225°F (-55°C to +107°C)
22546	Neoprene	-65°F to +300°F (-55°C to +150°C)

O-Ring Size Designation	ORS Tube Size	A		E	
		mm	in	mm	in
-11	-04	7,6	.301	1,8	.07
-12	-06	9,2	.364	1,8	.07
-14	-08	12,4	.489	1,8	.07
-16	-10	15,6	.614	1,8	.07
-18	-12	18,8	.739	1,8	.07
-21	-16	23,5	.926	1,8	.07
-25	-20	29,9	1.176	1,8	.07
-29	-24	37,8	1.489	1,8	.07