

# ACCESSORIES

Click image for additional information

ACCESSORIES	MODEL	Q NOM LPM	Filtration Microns	Port Size Threads B / N	TYPE	
<b>FSB</b> FILLER BREATHER 	<a href="#">FSB - 05</a>	150			Flange	
	<a href="#">FSB - 25</a>	720			Flange	
				40		
	<a href="#">FSB - 25BM</a>	720			SideMount	
	<a href="#">FSB - 25HN</a>	720	10		HighNeck	
	<a href="#">FSB - 25LT</a>	720			LockTab	
	<a href="#">FSBW - 25</a>	720			Weld	
<b>Dip Stick, Splash Guard Optional</b>						
<b>TB</b> THREADED BREATHER 	<b>B / N</b>					
	<a href="#">TB - 05</a>	150	40/10	1/4 in	Threaded	
	<a href="#">TB - 25</a>	720		3/4 in	Threaded	
	<a href="#">TB - 35</a>	1000	10	1-1/2 in	Threaded	
	<a href="#">TB - 65</a>	2000		2 in	Threaded	
	<a href="#">TB - 165</a>	4000		2-1/2 in	Threaded	
	<a href="#">TBA - 05</a>	150	40/10	1/2 in	Threaded	
<a href="#">TBA - 25</a>	720		1-1/4 in	Threaded		
<b>Dip Stick, Splash Guard Optional</b>						
<b>ABT</b> DIE CAST BREATHER 	<b>B / N</b>					
	<a href="#">AB* - 04</a>	150	149	1/2 in	Thread/Flange	
	<a href="#">AB* - 06</a>	150	149	3/4 in	Thread/Flange	
	<a href="#">AB* - 10</a>	720	149	1-1/4 in	Thread/Flange	
	<a href="#">AB* - 16</a>	1200	149	2 in	Thread/Flange	
	<a href="#">FSBA - 05</a>	150	40/10		Flange	
	<a href="#">FSBA - 25</a>	720			Flange	
	<a href="#">FSB - 60HN</a>	1800	149	2-1/2 in B	Flange	
<b>Dip Stick, Splash Guard Optional</b>						
	<a href="#">ABP - 03</a>			3/8 in	Threaded	



<a href="#"><u>ABP - 04</u></a>			1/2 in	Threaded
<a href="#"><u>ABP - 06</u></a>		40	3/4 in	Threaded
<a href="#"><u>ABP - 08</u></a>			1 in	Threaded
<a href="#"><u>ABP - 10</u></a>			1-1/4 in	Threaded
<a href="#"><u>MBF - 10</u></a>	720	10		Flange
<b>Dip Stick, Splash Guard Optional</b>				



<a href="#"><u>AB - 20 - F</u></a>	1500			Flange
<a href="#"><u>AB2 - 20 - S</u></a>	1500	25/10		Flange
<a href="#"><u>AB - 20 - S</u></a>	1500		3/4 in B	Threaded
<a href="#"><u>AB - 50 - F</u></a>	3000			Flange
<a href="#"><u>AB2 - 50 - F</u></a>	3000	25/10		Flange
<a href="#"><u>AB - 50 - S</u></a>	3000		1-1/4 in B	Threaded

**ACCESSORIES**

**MODEL**

**Size**

**Optional / Remarks / Details**

**SG1** SIGHT GLASS



<a href="#"><u>SG1 - 06</u></a>	3/4 in B		Reflector
<a href="#"><u>SG1 - 08</u></a>	1 in B		Reflector
<a href="#"><u>SG1 - 10</u></a>	1-1/4 in B		Reflector
<a href="#"><u>SG1 - 12</u></a>	1-1/2 in B		Reflector

**SGP** PLASTIC SIGHT GLASS




<a href="#"><u>SGP - 06</u></a>	3/4 in B		Reflector
<a href="#"><u>SGP - 08</u></a>	1 in B		Reflector
<a href="#"><u>SGP - 10</u></a>	1 in B		Reflector
<a href="#"><u>SGP - 12</u></a>	1-1/2 in B		Reflector
<a href="#"><u>SGP - 08S</u></a>	3/4 in U		Reflector
<a href="#"><u>SGP - 12S</u></a>	1-1/16 in U		Reflector


**LG2 / LG6**


**LEVEL GAUGE**




<a href="#"><u>LG2 - 03</u></a>	3 in		M10&1/2 in Bolt/Thermometer
<a href="#"><u>LG2 - 05</u></a>	5 in		M10&1/2 in Bolt/Thermometer
<a href="#"><u>LG2 - 10</u></a>	10 in		M10&1/2 in Bolt/Thermometer
<a href="#"><u>LG6 - 03</u></a>	3 in		M10&1/2 in Bolt/Thermometer
<a href="#"><u>LG6 - 05</u></a>	3 in		M10&1/2 in Bolt/Thermometer
<a href="#"><u>LG6 - 10</u></a>	10 in		M10&1/2 in Bolt/Thermometer

<b>MT</b> 	<b>MAGNETIC CLEANER</b>	<a href="#">MT - 12</a>	12 in	Total Length
	<a href="#">MT - 18</a>	18 in	Total Length	
	<a href="#">MT - 21</a>	21 in	Total Length	
		<a href="#">MT - 24</a>	24 in	Total Length

<b>GMT</b> 	<b>GROMMET</b>	<a href="#">GMT - 16</a>	16 mm	Tube Dia
	<a href="#">GMT - 20</a>	20 mm	Tube Dia	
	<a href="#">GMT - 30</a>	30 mm	Tube Dia	
	<a href="#">GMT - 38</a>	38 mm	Tube Dia	
		<a href="#">GMT - 50</a>	50 mm	Tube Dia

<b>TWF</b> 	<b>WELD FLANGE</b>		<b>U</b>	<b>B / N</b>	
	<a href="#">TWF - 04</a>		7/16"-20		Threaded
	<a href="#">TWF - 06</a>		9/16"-18		Threaded
	<a href="#">TWF - 08</a>		3/4"-16	1/2 in	Threaded
	<a href="#">TWF - 12</a>		1-1/16"-12	3/4 in	Threaded
	<a href="#">TWF - 16</a>		1-5/16"-12	1 in	Threaded
	<a href="#">TWF - 20</a>		1-5/8"-12	1-1/4 in	Threaded
	<a href="#">TWF - 24</a>		1-7/8"-12	1-1/2 in	Threaded
	<a href="#">TWF - 32</a>		2-1/2"-12	2 in	Threaded
	<a href="#">TWF - 48</a>		3-3/8"-12	3 in	Threaded

<b>ACCESSORIES</b>		<b>MODEL</b>	<b>Q NOM LPM</b>	<b>P Max Range Bar</b>	<b>Port Size Threads B / N</b>	<b>TYPE</b>
<b>RD3</b> 	<b>DIFFUSER</b>	<a href="#">RD3 - 050</a>	50		3/4 in	
		<a href="#">RD3 - 100</a>	100		1 in	
		<a href="#">RD3 - 200</a>	200		1-1/4 in	
		<a href="#">RD3 - 300</a>	300		1-1/2 in	
		<a href="#">RD3 - 400</a>	400		2 in	
		<a href="#">RD3 - 500</a>	500		2-1/2 in	
		<a href="#">RD3 - 600</a>	600		3 in	

**B - BSP    N - NPT    D - DIA    S - SAE    U - UNF**